

股票简称：星徽股份

股票代码：300464



（总股本 5 572 200 股）

定向特定对象发行股票

2022 年创业板

（非公开发行）

东莞证券股份有限公司
DONGGUAN SECURITIES CO., LTD

地址：东莞市莞城区可园南路一号

二〇二二年八月



（注册）





2018 +
2021

2020 8

2018



eBay

2018

" "



2018	10.11	2021
2021		6.80
	4.16	

2019	2020	2021	2022	1-3
	79.26%	92.04%	83.68%	76.35%

2020



东





		2004 3 9
		2009 6 17

2022

Saca		Saca Precision Technology S.r.l.
Donati		Donati S.r.l.
SKL		Sunvalley HK Limited
STK		Sunvalleytek International, Inc.
ZBT		ZBT International Trading GmbH Sunvalley HK Limited
SVJ		Sunvalley Japan Co.Ltd Nearby Direct Japan Co., Ltd.
COLLECTIONS		COLLECTIONS CORP
EURO-TECH		EURO-TECH DISTRIBUTION

B2C		Business-to-Consumer
Seller Central		
SKU		Stock Keeping Unit
FBA		" Fulfillment by Amazon"

	Guangdong SACA Precision Manufacturing Co., Ltd.
	300464
	369,122,175.00
	91440606617643049A
	3
	3
	1994 11 11
	2015 6 10
	528311
	0757-26332400
	0757-26326798
	sec@sh-abc.cn
	http://www.sh-abc.cn

2022 3 31

353,122,175

41,158,184

--	--	--

	41,158,184	11.66%
	11,792,416	3.34%
	25,381,840	7.19%
	3,983,928	1.13%
	311,963,991	88.34%
	353,122,175	100.00%

1

	1,050
	914406066176565017
	1997 1 16
	(
)
	50.48% 49.52%

	2021.12.31
	33,290.96
	23,699.98
	9,590.97
	21,422.09
	8,012.11
	13,409.98
	11,868.87
	2021
	-
	-

	-2,447.64
	12,233.63
	11,242.70

2

21.71%

100%

21.71%

1965

36210119651120****

1989

10

1994

4

1994

11

2018

2

7

1973

P5727***

1994

11

2009

12

2009

12

1994

"

"

2018

12

15.3

100%

"

+

"

F527

2012

C33

F52

1

1

" "

" "

1988 11

2

1	"	"	2022 3	" "
				" "
				" "
				" "

2

2021
6

3	2016-2020		2016 8	
---	-----------	--	-----------	--

2

1

2

1	" "		2021 11	" "

2	" "		2021 9	
3			2021 7	B2B
4			2020 10	
5	2020 75		2020 10	" "
6	46		2020 5	46
7			2020 5	

2

" "

1

1

2014

2016

2016

5

1 -1.5

2016

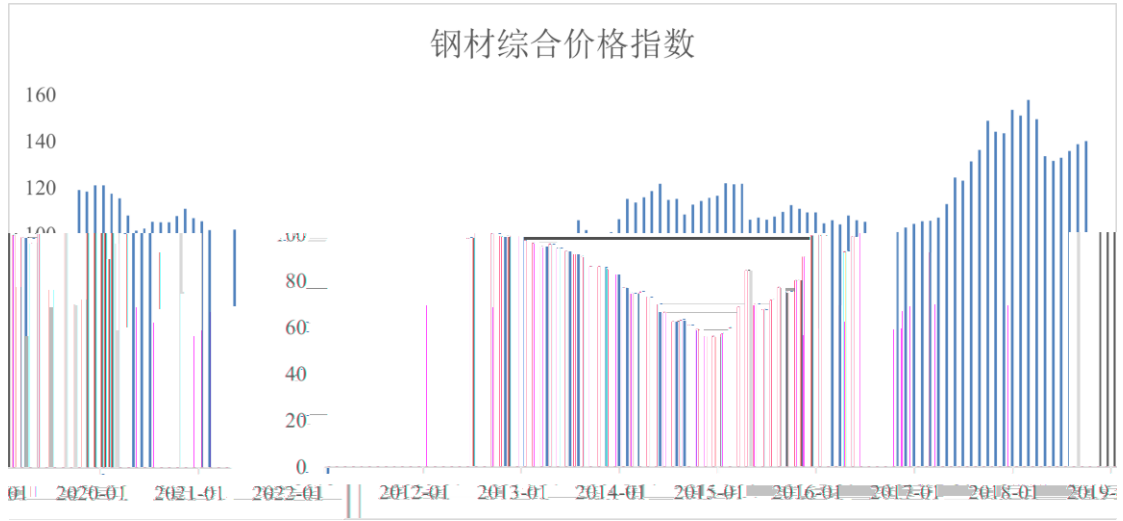
2012

14.95%

2011

2016

2021



Wind

2

2021

433.70

0.90%

2016

2021

1,982

4,189

16.15%

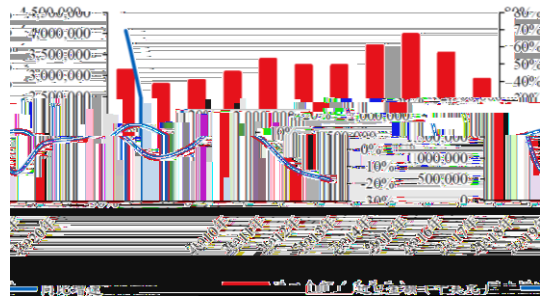
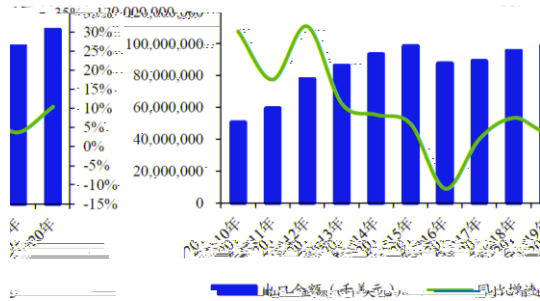
2020

10.4%

29

1,094

17.6%



Wind

2022

1,068.6

1.7%

3

353.6

2

1

2

B2C

B2B

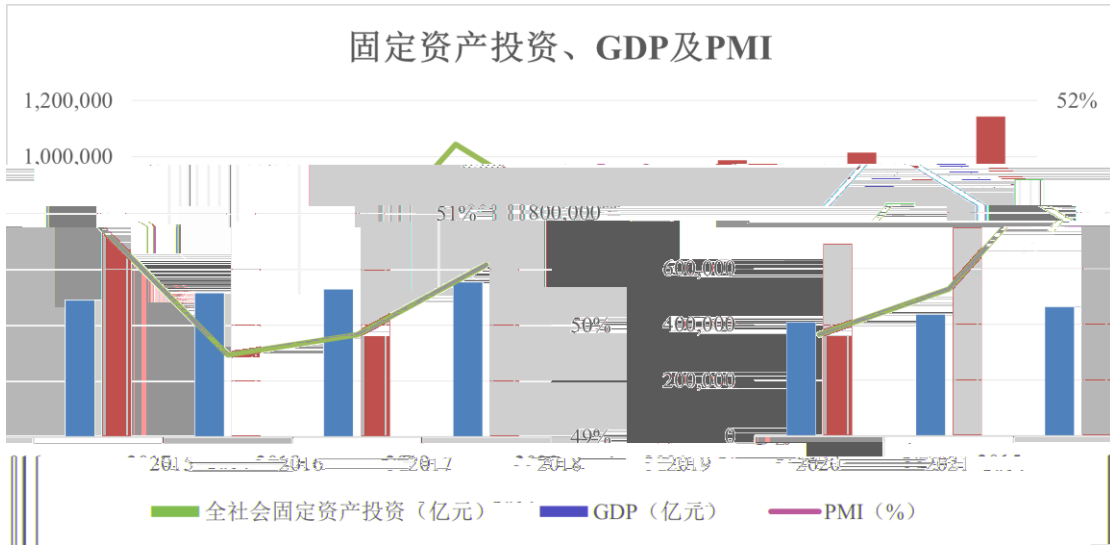
B2C

B2B

1

1 " "

2015
2016
2020
2021
GDP
PMI
GDP
PMI



Wind

2020 7 30

"

"

2

3

4

2020 3,811
14% 2016-2020
17.76% IT


2

1

5

/

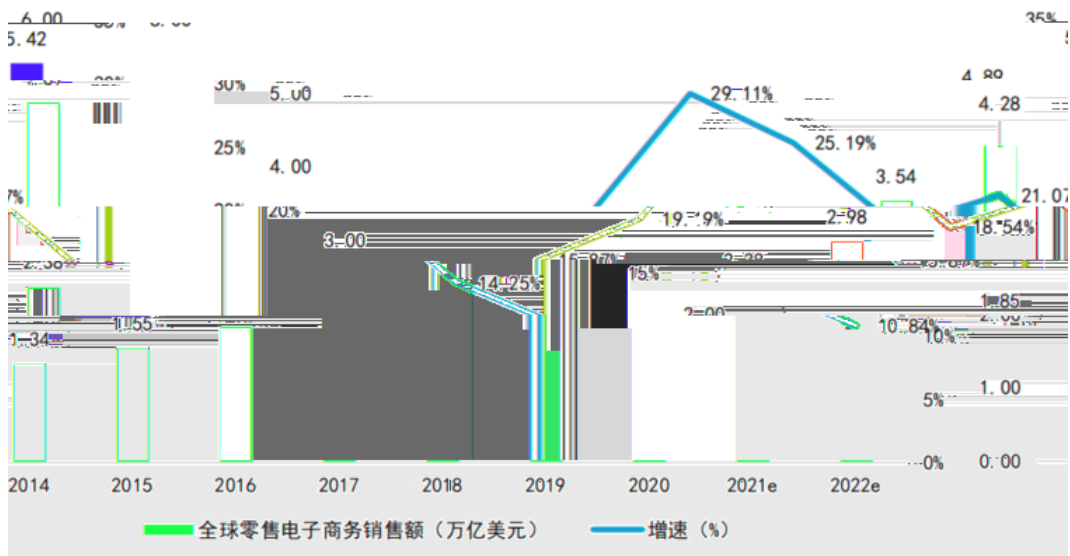
传统外贸



2

2015 1.55
 2020 4.28
 20%
 2015 7.4% 2020 18%

2014-2022年全球零售电子商务销售额

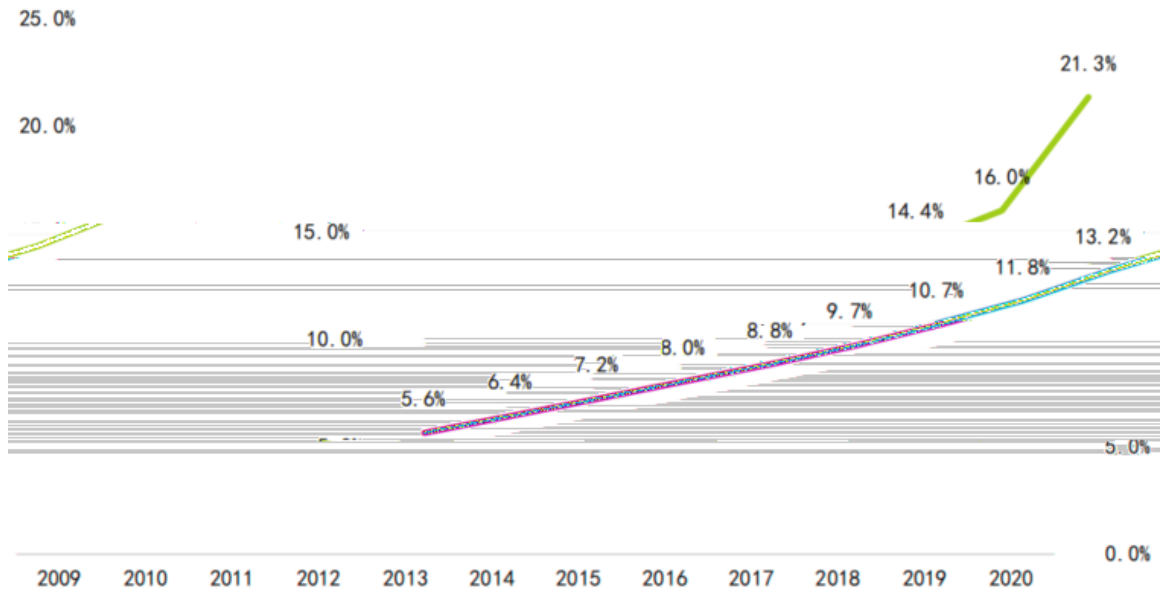


Statista, E-commerce Worldwide

2019

16% 2020 21.3%

美国电子商务渗透率（占美国零售销售额的百分比）



3

2013-2015

2014 1

" " 2018

B C

2021 7

B2B

2021

9

" "

2021 11

" "



1

1

Hettich

Blum

Accuride

2

1

Hettich

Kirchlengen

2

Blum

3

Accuride International Inc.

South Gate

4

5

C13

3

28

FANUC

CNC

" " " SH-ABC " "

" " SH-ABC " " 2021

" 2020 " " 2021 100

" " 2021 100 "

4

1

" SH-ABC"

17mm 76mm 10kg 800kg
26mm 35mm 40mm 45° 270°

2

30

3

Oracle ERP PLM Product Lifecycle Management
OA Office Automation HR Human Resource
ERP Enterprise Resource Planning MES
Manufacturing Execution System



2

1

10

	Home Depot	Best Buy	2020	2021	Lowe'
		58%			
	12%				
	2019	47%	2021		34.3%
	2019	10.9			
2021			37.4%		
			94.2%	87.9%	81.7%
			2021		
	42.3%	36.9%	"	"	

2

"

"

1 300866.SZ

66.55 93.53

125.74 28.65

2 002640.SZ

178.74 170.21 88.18 14.66

3 300209.SZ

2019

B2C

eBay

3C

38.67 50.27 17.64 2.30

3

2007

RAVPower TaoTronics VAVA Anjou Sable HooToo

ebay

Costco

" " 2008 B2C
2018

9 11 20 23 2019

" "

RavPower TaoTronics VAVA Sable

2020 " 2020

"

2021 " "

RAVPower Taotronics VAVA Anjou

Sable Hootoo " "

" "

eBay Rakuten Newegg

2021

6.05

2020 3.15 92.03%

23.47% 2020 16.87

2022

4

1

RAVPower TaoTronics VAVA Anjou Sable

2

AI

3

AEO

Authorized Economic Operator

AEO

1

1

2

3

2

1

2





3

2

1

2

GDP


3


" + "

:

28

1


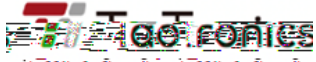








IT

2

RAVPower TaoTronics VAVA Anjou Sable HooToo

	<p>iSmart Multiprotect</p>	
		<p>Soundbar LED</p>
		

	Anjou	
	Sable	
 HooToo	4K iPhone C USB	USB

1

		Oracle
		Oracle MRP
		OA OA

2

ERP

+ +

BOM

1

1

Oracle

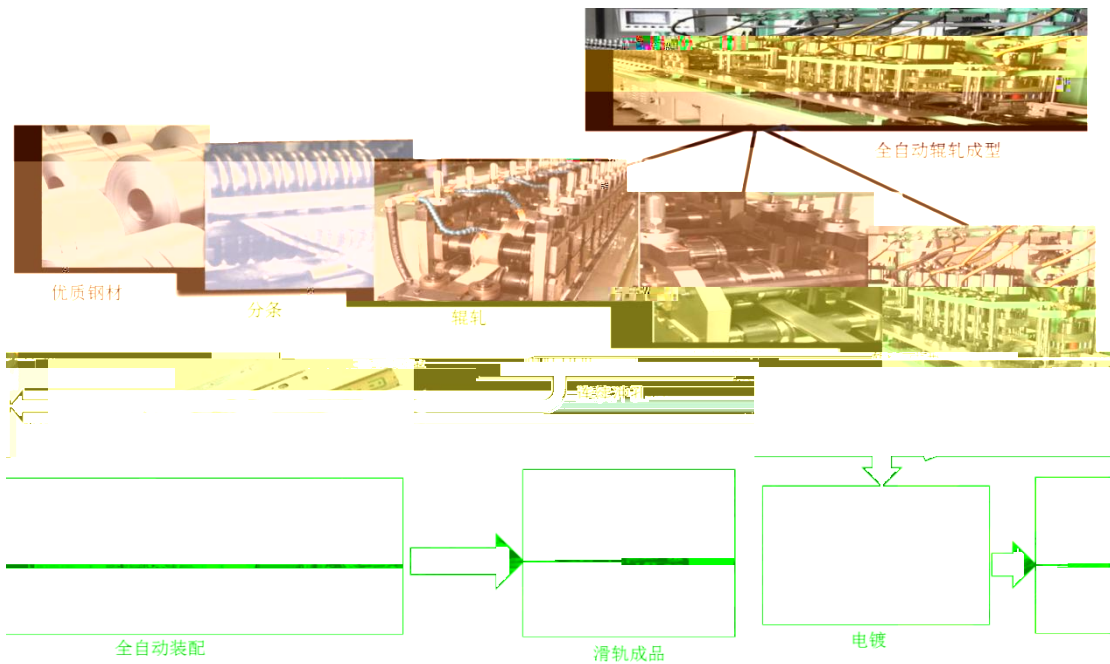
" "

MRP

2

2

1



2



3

		2022	1-3	2021	2020	2019
		39,180,000	156,720,000	143,560,000	130,600,000	
		31,246,772	141,440,860	107,830,339	85,831,499	
		31,843,448	140,791,721	105,334,758	85,982,006	
		101.91%	99.54%	97.69%	100.18%	
		79.75%	90.25%	75.11%	65.72%	
		23,388,750	93,555,000	90,220,000	89,100,000	
		16,418,782	72,159,881	58,685,064	55,039,984	
		13,155,984	71,221,495	55,085,365	53,980,957	
		80.13%	98.70%	93.87%	98.08%	
		70.20%	77.13%	65.05%	61.77%	

4

1

1

2

ISO9001

3

/

OQC Outgoing Quality Control

OQC

"

"

"

99%"

2

1

PE

AQL Acceptable Quality Limit

SIP Session Initiation Protocol

SQE

CE

FAE

QC

AQL

2

CE

FCC

C-Tick

3

QC Quality Control

1

2

B2C

B2C

Seller Central

B2B

	2022	1-3	2021		2020		2019
	22,602.48	38.41%	87,649.27	23.95%	60,745.81		54,012.59



"

"

eBay

	2022 1-3		2021		2020		2019	
	13,913.16	23.65%	59,710.54	16.32%	43,975.66	7.96%	72,427.71	20.74%
	44,927.47	76.35%	306,264.69	83.68%	508,320.49	92.04%	276,705.94	79.26%

/

	2022	1-3	2021	2020		2019	

= /

2

2022 3 31

21

1	0311071688	3	/	/	18,844.65/ 25,428.08	2053/4/2			
2	0311048528	7	/	/	7,437.33/ 3,799.68	2044./12/31			
3	2017 0023055	15 -1	/	/	80,691.805/ 4,763.52	2060/9/27			
4	2017 0027048	15 -6	/	/	80,691.805/ 6,559.4	2060/9/27			
5	2017 0023056	15 -3	/	/	80,691.805/ 2,460.26	2060/9/27			
6	2017 0027053	15 -4	/	/	80,691.805/ 6,598.9	2060/9/27			

7
2017
0039307
15
-5

8	2017 0023053	15 -2	/	/	/	80,691.805/ 20,400.16	2060/9/27
9	2017 0039308	15 -3	/	/	/	80,691.805/ 26,593.48	2060/9/27
10	2017 0023057	15 -1	/	/	/	80,691.805/ 2,297.02	2060/9/27
11	2017 0023054	15 -2	/	/	/	80,691.805/ 2,460.26	2060/9/27

12
2021
0126626

20	2021 0126623	14 902	662	/	/	/	54,910.97/ 286.63	2066/7/19
21	2021 0126622	14 901	662	/	/	/	54,910.97/ 254.74	2066/7/19

2022 3

31

3

2022 3 31

1

				m ²			
1			11	3,085.00	2021/11/01 - 2022/10/31		
2			4 2 4 5 25	-	2021/11/01 - 2022/10/31		
3			2-5 01 02 03 04 06 20	-	2022/03/01 - 2023/02/28		
4			WORLD E 9F E906	222.92	2022/03/01 - 2025/02/28		2022004357
5			1 WORLD E 9 901 902 903 905 906 908 909	1,169.06	2022/03/14 - 2023/02/28		2022004358
6			WORLD C 28F 7	2,083.80	2020/12/21 - 2023/12/20		2022004563

7			2 4 8	9,550.75	2021/03/01 - 2026/04/30		
8			1218	35.00	2021/12/27 - 2022/06/30		
9			2-3	-	2021/12/01 - 2022/05/31		
10			5 G	-	2021/11/12 - 2022/05/11		
11			3 6	95.67	2021/09/21 - 2022/09/20		
12			WORLD F 22	-	2021/12/18 - 2022/12/17		
13			1 4403	88.02	2022/03/01 - 2022/08/31		
14			B 2501	358.10	2021/12/01 - 2022/11/30		
15			A 2707	156.59	2021/11/16 - 2022/11/15		
16			ORLD E 202	102.00	2021/04/01 - 2025/05/13		

2

" "

" "

1-3

7-16

A

"

"

B

1

7-16

"

"

"

"

"

"

		LLC		California 92835, United States		
2	STK	Hangzhou Silicon Valley Innovation Center LLC	12,100	160 E. Tasman Ave., Suite 215, San Jose, California, United States	-	2021/1/1
3	STK	CP6CPC, LLC	767	20410 Town Center Lane, Cupertino, California 95014, United States		2022/6/27- 2023/6/27

GCA LAW PARTNERS LLP

Report and Opinion

ZBT

ZBT

A Rellingen

Halstenbeker Weg 98c, 25462 Rellingen

1,026

2016 08 01

3

2

2016 10 31

1

2016 9 15 2019 9 30

2018 12 4

2 7

2019 1

1

2019 6 28

3 2 2021 9

30

Halstenbeker Weg 98b

777.71

2019 11 16 2021 9 30

2 2023 9 30

B Halstenbek ,

Gewerbering 10-14, 25469 Hastenbek

2,726

2021 6 22 2022 6 30

3

2021 7 22 1 Gewerbering 10-14,
 25469 Hastenbek, 2,052 2021 07 21
 2021 10 31 1
 3 2022 6 2022 7
 31

ZBT
 SVJ

ZBT
 SVJ

A

	" PMO
	SVJ
	3-18-6()PMO III9
	2021 6 1 2024 5 31
	1,496,080
	190.22

B

	Alpher Cube SVJ
	26 3 6 14 4 1
	2019 4 1 2021 3 31 2023 3 31 2022 8 31
	1,310,000
	627

C

1

--	--

			2021	03091
7251				
2021	8	6		
			Sunvalley E-commerce (HK) Limited	
			2021	8 6
		15,081,292	4.27%	
2,059,612			0.58%	3,983,928
		1.13%	1,494,780	
0.42%			1,494,780	0.42%
		1,494,780	0.42%	
1,494,780			0.42%	
			182,031,194.44	
24,859,516.84		48,086,010.96	18,041,994.6	
18,041,994.6		18,041,994.6	18,041,994.6	4
LPR	2021	4	23	
2021	8	6		
		1,127,240.98	8,254,103.38	
			2,180,433.45	

				818,103.78				818,103.78
				818,103.78				818,103.78
				14,834,192.95				
				2021	9	10		
				2	Sunvalley E-commerce	HK	Limited	2021
				03	98			
				2020	11	20		
				Sunvalley E-commerce HK Limited				
				Sunvalley E-commerce HK Limited				Sunvalley E-
				commerce HK Limited				5,311.90
								2018 12 2
				2020	11	20		19,202,518.5
				Sunvalley E-commerce HK Limited				
				55				
				2021	4	24		
				2021	8	13		
				2022	6			
								5,311.90
								1,593.57
				2019	6	23		1,593.57
								2,655.95
				2019				2,655.95
				10	12			

1,062.38

2020 5 11

1,062.38

2022 6 16

3

2022

0306 54

2021 10 18

2,126,316.33

12,608.21

2,138,924.54

5 TCL

SKL

2021

5702

2021 11 5

TCL

SKL

TCL

639,749

6,360,366.40

432,138.59

4,157,125.50

1,115,611.97

2022 1 26

2021 12 29

TCL

9,114,254

9,114,254

634,997.15

2022 3 22

2022 6 10

2022 5 6

9,114,254

634,997.15

2022 5 16

2022 3 22

2022 3 24

3,307,062

9,453,321.20

2022 4 7

7,249,993.43

5,075,658.14

35,295,987.31

4,116,986. 04

396,184.96

50,000

26,105.46

8

2022

0309 1986

2022 1 17

1,378,097.90

275,619.58

				140,625		
				1,794,342.48		
2022	6	9				
9					SKL	
	2022	0391	4209			
2022	3	10				
						SKL
5,646,147.74				4,546,426.67		170,499.39
1,099,721.07)				SKL	
170,499.39					8,009.64	
						4,423,862.33
						2,756,146.10
						SKL
						12,940,843.94
				2022	8	16
10					2022	0309
3700						
2022	2	23				
				2021	3	5
						TT-TF003
					"	"
				2021	5	17
						TT-HEO11
				"		"

			134.5	
		121.4		
	26.9		26.9	53.8
				24.28
	24.28		48.56	
			2022 7 1	

11

2022 2821 -4
 2022 4 22

				8,650,758.66
			10,028,318.79	
	18,679,077.45			2
				7,011,903
			28,179,423.79	
		390,000		

2022 6 7

12

2022 0391 2803
 2022 4 22

			SKL	
				SKL
				SKL
		SKL	272,788.57	SKL

112,924.00 SKL
1,112,038.92
SKL 2,860 /
3,563,203.73

13 SKL
2022 5 27
SKL 1,172,700.09
7,912,911.12 SKL 2021 9 16
1.5 2022
5 18 304,597.62 8,217,508.74

14 2022
3057
2022 5 20
6,477,077.14
2020 5 19 143,675.83
1,419,295.43
2022 7 13

15

2022 0309 8863

2022 6 1

1,383,044.6

1,734.96

1 345,761.16

LPR

50%

2022

5

1

2022 6 2

1,734.96

2

1,037,283.44

LPR

50%

50,000

2022 7 14

16

2022

0391

4903

2022 5 31

2022 5 20

4,749,700

1.35%

1,063,596

0.30%

2022 5 20

					3,302,946.585
				739,625.824	
				100,000	
6,722					
2022	7	6			
17					
2022	0309	8813			
2022	4	6			
				1,180,995.8	500,000.00
				1,471,521.86	40
/					
15,000.00				17,023.2	
493,956.52				1,376,040.01	
				80	/
2022	7	20			
2022	8	22			

2021 6 " "

2020 8

2
1

Limited **2022** **0391** **456** **Sunvalley E-commerce HK**
2022 1 7

commerce HK Limited Sunvalley E-
550,000
340,177.44
198,347.30

28,313.55

48,595,568.54

2022 5 10

2
Limited

Sunvalley E-commerce(HK)

2022 0391 3239

2022 3 22

Sunvalley E-commerce(HK) Limited

>

48,000,000

<

2022 4 11

2022 5

"

48,000,000

		460	581.10	Tellephony Delivery Co.
W.L.L	SKL	10,770		200
	104,304		Tellephony Delivery Co. W.L.L	
	Tellephony Delivery Co. W.L.L		SKL	Tellephony
Delivery Co. W.L.L		45		

3

1 Council for Education and Research on Toxics Ace Hardware STK
74

	GCA LAW PARTNERS LLP	Report and Opinion		
Council for Education and Research on Toxic			2021	10
27	75			

CERT 65

CERT

STK

STK

STK

2 Oh STK

	GCA LAW PARTNERS LLP	Report and Opinion	2022	2
10	Sunvalleytek			
	Sunvalleytek			
	Sunvalleytek			

2022 9 30

2023 2

3 Gallegos STK

GCA LAW PARTNERS LLP

Report and Opinion

Lizbeth Gallegos 2022 5 24

STK

Pharaoh Staffing



21,000

"

" 2022 6 13

" " "

" 21,000

10,000

2

1 STK

AKIN GUMP STRAUSS HAUER & FELD LLP

Tax Memo STK

2019 7 3 STK 14

STK

STK

RAVPower

STK 340,177.44

2019 9 18 STK Akin Gump

2021 1 STK 340,177.44

2021	9	8	STK		19	1592	
	STK		1,840,391.98		340,177.44		
	STK		Akin Gump		STK		
340,177.44						2021	9
27			STK		340,177.44		
2021	12	7	STK	Akin Gump			2021
9	8						
					STK		STK
	STK		Akin Gump	Tax Memo			
19	1592						
	STK		Bayes PLLC				
2 ZBT							
					2021	3	17
						5	7
	ZBT			ZBT	2011	2015	
196,384.80			65.065		1,962.50		2021
14	ZBT				198,347.30		5
					ZBT		
3 SVJ							
					2021		SVJ
10,871,571							
							2019
1	1	2022	6	30	SVJ		
						SVJ	

2019 1 1 2022 6 30

4 SKL

2020 11 30 PUBLIC FINANCES DIRECTORATE GENERAL

Sunvalley(HK) Limited

2015 1 2019 8 VAT 495.0891

2020 12 31 3,973.09

" 1 "

5% 东

5%

5%

1

2

"

"

3

30

2022 6 17

2022 3 31

	7.27	-
	7,527.69	-

2

2022 3 31 7,527.69

3

2022 3 31 4,736.56

4

2022 3 31 3,055.63

50

314.41

Telstar USA LLC

" Miroir")

Miroir 2010

Miroir

5

2022 3 31 3,377.16

6

2022 3 31

7

2022 3 31 1,500.00

1,000

1,500.00

2020 1

2.50%

2022 6 17

2020 7 23

[2020]114

1

"

2020 7 3

2020 337 ,

5%

6

5%

7 6

5%

30

60

6



"

2

30

2020 9 15

1

" 2020 7 6

5%

5%

7 16

5%

5%

10,593,665

3%

5%

6 24

7 9

2020

1.4

5.1.1

5.3.6

2020

1.4

4.2.2

5.1.2



2020

1.4

4.2.2

5.1.2

2020

3.7.3

2020

12.4

12.6



"

2

5

2015

1.3

4.2.9

"

2

1 2021 4 23

www.cninfo.com.cn

2020

2021-068 , 2021 5 20

2020

2020

100

2020 3 2

2020 7 6

2020

2

3

2021 10 11

			10,590			7			
2020						600			
	2020	3						100	
				2020	7				
			40						
				2019	12	13	2020	2	25
								2020	
11	30								
		495			3,829				

				2,550.48	3,771.59
		1,044.7		1,489.25	
78		2,282.34			
		14	---		
2	1	VA-HS003	3	27	
		2019			159.51
159.51					
		6	---		
				2019	
					2019
		104.5		104.5	
					1

					40



"

2

1

www.cninfo.com.cn

2

3

	4			2020				100
2020	3	2		2020	7	6	2020	0
		2022	3	11				

2022 240

"

2021 10 11

2017 2019

"

"

10,590

7

			2018	11		1.4	
		2015		2.1.4		7.1.5	
							2018
11	1.4	2.11	3.1.7				
2015		4.2.1	4.2.3	4.2.8		4.2.9	
							2018 11
	1.4	2.11	3.1.5	3.1.7			
	2015		4.2.1	4.2.3	4.2.8	4.2.9	
				2018	11		1.4
3.1.5							
			2018	11		16.2	16.3

2022 5 5
 与 : 2022
 48
 : 2022 49
 1

1					
"		2021	4	27	, Sunvalley E-
commerce	HK Limited				
	5,311.9				7,287.15
2021	6				
	2021				
		182			
	2021			2021	
2021	6		"		"
	"				"
35,205.86	14,490.21				27,903.82
11,982.46		7,302.04		2,507.75	2021

182

2019 11 22

COLLECTIONS CORP

COLLECTIONS

COLLECTIONS

COLLECTIONS

COLLECTIONS

2020

40

40

182

30

60

6



"

2

"

2021 4 27 ,

Sunvalley E-

commerce HK Limited

5,311.9

7,287.15

2021 6

2021

182

2021

2021

2021 6

"

"

"

"

35,205.86

14,490.21

27,903.82

11,982.46

7,302.04

2,507.75

2021

182

2019 11 22

COLLECTIONS CORP

COLLECTIONS

COLLECTIONS

COLLECTIONS

COLLECTIONS

2020

40

40

182



30

60

6

"

2



1

			2016	2021
			1,982	4,189
16.15%		IT		

2

	"	"		
2022	3			"
				"
		5	10	2021
6	5			2021
		2021		11
9.7		13.4%		2020

" "

3

" "

2018 " +

"

1

2022 3 31 4.32

2021 15.83 78.58% 82.03%

0.72 2.27

		2022/3/31	2021/12/31	2020/12/31	2019/12/31
%	CSRC	53.45	54.71	54.35	52.98
		82.03	81.77	50.56	46.84
	CSRC	2.27	1.85	1.67	1.15
		0.72	0.99	1.75	1.15

Wind

2022 3

31

9.34

68.42% 1.01

2

2018
 2022 3 31 53,192.03

2020
 30,143.96 2022 3 31
 8

2022 3 31 21,012.07
 11,914.42 2020

14,855.35 21,173.17 -152,362.99 -2,686.03
 2,590.38 4,298.29 6,509.64 1,430.64

3

2022 3 31

22.69%

50,000

1

102,249,488

30%

$$N1 = N0 \times (1 - N2 - K)$$

N0

N1

N2

K

30%

18

30%

36

50,000.00

	50,000.00
	50,000.00

102,249,488

1		80,127,735	21.71%	80,127,735	17.00%
2		-	-	102,249,488	21.69%
3		288,994,440	78.29%	288,994,440	61.31%
		369,122,175	100.00%	471,371,663	100.00%

369,122,175

80,127,735

21.71%

102,249,488

369,122,175

471,371,663

38.69%

2022 6 17

2022

7 15

2022

1

2

2022 6 17

1

A

1.00

2

50,000

4.89 /

1

102,249,488

3

50,000.00

1

2

4.89 /

80%

20

$$= \frac{20}{20}$$

$$P1 = P0 - D$$

$$P1 = P0 / (1 + N)$$

$$P1 = \frac{P0 - D}{1 + N}$$

P0

D

N

P1

30%

18

30%

36



12

1

1-1-102

3

" "

2018

+

1

2022 3 31

4.32

2021

15.83

78.58%

82.03%

0.72

2.27

		2022/3/31	2021/12/31	2020/12/31	2019/12/31
%	CSRC	53.45	54.71	54.35	52.98
		82.03	81.77	50.56	46.84
	CSRC	2.27	1.85	1.67	1.15
		0.72	0.99	1.75	1.15

Wind

2022 3

31

9.34

68.42%

1.01

2
2018
2022 3 31 53,192.03

2020
30,143.96 2022 3 31
8

2022 3 31 21,012.07
11,914.42 2020

14,855.35 21,173.17 -152,362.99 -2,686.03
2,590.38 4,298.29 6,509.64 1,430.64

3

1

2022 3 31 4.32
2021 15.83 78.58% 82.03%
0.72 2.27

		2022/3/31	2021/12/31	2020/12/31	2019/12/31
%	CSRC	53.45	54.71	54.35	52.98
	CSRC	82.03	81.77	50.56	46.84

2022 3 31 21,012.07
11,914.42 2020

14,855.35 21,173.17 -152,362.99 -2,686.03
2,590.38 4,298.29 6,509.64 1,430.64

3

1

2



2018

2018 6 15

2018 7 17

2018 7 26

2018 8 13

2018

2018 12 5

[2018]2048

89,052.35

63,947.65

153,000

100%

-

8,782,936

7,528,230

3,764,115

15,056,461

317,990,433.00

353,122,175.00

-

69,999,999.92 59,999,993.10

29,999,996.55 119,999,994.17 279,999,983.74

16,000,000.00 263,999,983.74 2019 9 30

441667098687

44477701040005438

1

2018

			26,400.00						26,400.00												
			-																		
			-			2019			21,040.79												
						2020			5,359.21												
<table border="1" style="width: 100%; border-collapse: collapse;"> <tr> <td style="width: 5%;"></td> <td style="width: 15%;"></td> <td style="width: 15%;"></td> <td style="width: 5%;"></td> <td style="width: 5%;"></td> <td style="width: 5%;"></td> <td style="width: 5%;"></td> <td style="width: 5%;"></td> <td style="width: 5%;"></td> <td style="width: 5%;"></td> <td style="width: 5%;"></td> </tr> </table>																					
1	100%	100%	26,400.00	26,400.00	26,400.00	26,400.00	26,400.00	26,400.00	-	100%											

2

2018

3

2018

4

2018

5

2018



2020

2018

2018





2022 3 31

82.03%

eBay

	2019	2020	2021	
2022 1-3				
	88.33%	93.40%	76.54%	53.98%
2021 "			"	
"			"	
2019	2020	2021	2022 1-3	349,133.66
	552,296.15	365,975.22	58,840.63	
	43.98%	36.92%	22.53%	29.60%
22,733.32		-152,350.69	-2,644.47	14,915.92
				2021
		2019	-2021	
	30%			
2021				

"

"

eBay

2018

1-1-116

" "

46.84% 50.56% 81.77%

82.03% 2021

2018

2022 3 31

53,192.03

2020

30,143.96

2022 3 31

8

2022 3 31

21,012.07

11,914.42

2020

2018

10.11

2021 "

"

2021

6.80

4.16

2021 1



10,074.72		60.62%
2.28%	27.27%	

2020

80,127,735	60,200,000
	75.13%










第六节 与本次发行相关的声明

一、发行人及全体董事、监事、高级管理人员声明

本公司及全体董事、监事、高级管理人员承诺所发行公司债券募集说明书内容真实、准确、完整，不存在虚假记载、误导性陈述或重大遗漏，按照诚信原则履行承诺，并承担相应的法律责任。

全体董事：

蔡耿锡		谢晓华		陈惠吟	
蔡文华		周林		吴静	



二、发行人控股股东、实际控制人声明

本公司或本人承诺本募集说明书内容真实、准确、完整，不存在虚假记载、误导性陈述或重大遗漏。

法定代表人：

蔡耿锡



广东星野投资有限责任公司

2025年6月15日



三、保荐机构（主承销商）声明

本公司已对募集说明书进行了核查，确认本募集说明书内容真实、准确、完整，不存在虚假记载、误导性陈述或重大遗漏，并对其真实性、准确性和完整性承担相应的法律责任。

保荐机构（主承销商）
中信证券股份有限公司
保荐代表人：王宇、王宇

保荐机构（主承销商）
中信证券股份有限公司



2022

四、发行人律师声明

本所及经办律师已阅读广东星徽精密制造股份有限公司向特定对象发行股票并在创业板上市的募集说明书，确认募集说明书内容与本所出具的法律意见书

2011-1-5

11



[2022]005114

2022

[2022]0018303

[2022]0012401

[2022]0012402

[2022]0012403



—

[2013]110

[2014]17

[2015]31

1

1

1

2022 11 30

2

3

4

102,249,488

50,000.00

5

2022 3 31

353,122,175



4

3 —

2022-2024

3

2022

1 /

2 /

3 /

/

4

2022

1

2

在为履行本人职责之必须的范围内发生，并严格接受公司的监督管理；

(3) 本人承诺不动用公司资产从事与其履行职责无关的投资、消费活动；

