



2023

2023-131

2023 08

(

)

3 —

“

”

4

—

”

.....	2
.....	7
.....	10
.....	25
.....	27
.....	29
.....	39
.....	44
.....	45
.....	46

			300464
			Guangdong SACA Precision Manufacturing Co., Ltd.
			SACA

	3	
	0757-26332400	
	0757-26326798	
	sec@sh-abc.cn	

1

2022

2

2022

3

2022



1

2

	5,399,471.94	
	4,036,702.47	
	-52,363,334.30	
	30,158.65	
	-958,350.88	
	21,018.48	
	-4,553,596.46	
	26,499.28	
	-39,307,236.46	

1 —

1 —



3 — " "

4 — " "

1

2

" "

2023

" " " "

1 30 " "

2023

22

Oracle

OA

3

"

"

Oracle EBS

MRP

4

2

1

Wayfair

Costco





BBM

Carplay

2

Wayfair

B2C

	2023 1-6		2022 1-6		
	262,029,045.30	56.90%	315,681,922.21	48.88%	-17.00%
	26,290,126.35	5.71%	48,297,618.42	7.48%	-45.57%
	140,051,908.28	30.41%	190,296,684.06	29.46%	-26.40%
	32,145,380.94	6.98%	91,612,227.31	14.18%	-64.91%
	460,516,460.87	100.00%	645,888,452.00	100.00%	-28.70%

3

	2023 1-6		2022 1-6		
	61,759,797.33	13.41%	91,759,618.99	14.21%	-32.69%
	9,285,990.00	2.02%	43,659,839.02	6.76%	-78.73%
	178,161,868.88	38.69%	239,859,821.46	37.14%	-25.72%
	58,037,634.29	12.60%	130,372,730.27	20.19%	-55.48%
	137,537,823.97	29.87%	74,555,847.04	11.54%	84.48%
	5,122,784.14	1.11%	43,695,167.59	6.77%	-88.28%
	10,135,520.73	2.20%	21,853,009.79	3.38%	-53.62%

	475,041.53	0.10%	132,417.84	0.02%	258.74%
	460,516,460.87	100.00%	645,888,452.00	100%	-28.70%

4

	2023 1-6		2022 1-6		
	293,154,522.50	63.66%	419,669,147.11	64.98%	-30.15%
	167,361,938.37	36.34%	226,219,304.89	35.02%	-26.02%
	460,516,460.87	100.00%	645,888,452.00	100.00%	-28.70%

5

1

2023 1-6

11,258.25

3,507.45

1	1	9,629,798.27	8.55%
2	2	7,740,914.34	6.88%
3	3	7,483,475.81	6.65%
4	4	5,218,282.30	4.64%
5	5	5,002,012.20	4.44%
		35,074,482.92	31.16%

2

3

SKU

FBA

SKU

SKU

6

1

WMS

/

SEDIS,

2

B2C

" + "

FBA

2B

3

2023

1-6

707.90

5.99%

6,260.71

21.73%

7

"

" " 2

" " 3

"

1

FANUC

CNC

2

IT

" SH-ABC"

10kg

800kg

17mm

76mm

26mm 35mm 40mm

45° 270°

3

	849,074,375.88	1,255,608,333.45	-32.38%	
	604,024,684.52	923,617,236.21	-34.60%	
	126,192,620.14	252,545,699.20	-50.03%	
	78,930,732.60	83,095,562.68	-5.01%	
	4,507,815.14	-21,981,589.40	120.51%	
	-14,591,704.34	-6,971,676.93	-109.30%	
	14,003,938.19	24,484,807.07	-42.81%	
	-30,716,566.55	47,192,317.61	-165.09%	
	-10,342,128.34	-30,509,873.06	66.10%	
	-18,311,576.80	-36,506,248.44	49.84%	
	-57,819,185.00	-20,818,844.78	-177.73%	

10%

	308,609,934.80	245,064,034.17	20.59%	-39.66%	-43.92%	6.02%
	61,759,797.33	40,594,923.44	34.27%	-32.69%	-51.23%	24.98%
	178,161,868.88	113,939,482.83	36.05%	-25.72%	-2.48%	-15.24%
	58,037,634.29	39,085,629.31	32.65%	-55.48%	-55.66%	0.27%
	137,537,823.97	79,135,448.69	42.46%	84.48%	66.43%	6.23%

	-2,466,534.80	7.37%		
	-4,921,054.10	14.70%		
	174,020.95	-0.52%		
	48,850,239.27	-145.92%		

1

	224,714,135.96	11.43%	290,411,687.32	12.68%	-1.25%	
	288,283,631.27	14.67%	301,447,478.36	13.16%	1.51%	
					0.00%	
	222,225,519.77	11.31%	351,819,379.53	15.36%	-4.05%	
					0.00%	
	28,101,419.21	1.43%	30,598,112.66	1.34%	0.09%	
	426,396,897.40	21.70%	457,931,420.39	19.99%	1.71%	
	8,837,518.44	0.45%	5,546,045.76	0.24%	0.21%	
	5,874,280.02	0.30%	47,802,652.17	2.09%	-1.79%	
	323,109,268.12	16.44%	242,434,023.00	10.58%	5.86%	
	18,220,035.09	0.93%	19,134,004.25	0.84%	0.09%	
	95,383,902.34	4.85%	116,663,298.10	5.09%	-0.24%	
	2,890,472.40	0.15%	30,236,894.47	1.32%	-1.17%	

2

--	--	--	--	--	--	--	--	--

SacaPrecision Technology S.r.l.		52,979,767.99					41.36%	
Sunvalley (HK) Technology Limited		293,373,598.19					229.01%	
Euro-tech Distribution		37,714,727.23					29.44%	

3

1.					29,000,348.50	29,000,348.50		
5.	14,999,965.88							14,999,965.88
	14,999,965.88				29,000,348.50	29,000,348.50		14,999,965.88
	14,999,965.88				29,000,348.50	29,000,348.50		14,999,965.88
	0.00							0.00

4

	29,193,432.50	
	404,657,719.24	--

1

18,738,427.12	18,696,930.25	0.22%

2

3

4

	29,000,348.50			29,000,348.50	29,000,348.50	12,909.86	0.00	0.00	
	29,000,348.50			29,000,348.50	29,000,348.50	12,909.86	0.00	0.00	--

5

6

1

2

3

1

2

10%

			315,000,000.	907,317,675.63	390,558,171.44	235,303,448.48	25,160,419.85	21,770,109.73

Sunvalley (HK) Technology Limited			0.89	415,441,64 3.36	293,373,598.1 9	117,488,599.2 0	- 6,953,412.79	- 6,953,403.03
Euro- techDistributio n			175,245.36	58,172,355 .46	37,714,727.23	56,502,395.64	438,789.11	408,330.00

4

" "

5

6

2023 6 30

33,055.65

2023 04 28	" " www.ir-online.cn			2022		2023 04 28 2023 04 28

1

2023		21.41%	2023 02 27	2023 02 27	http://www.cninfo.com.cn 2023 2023-008
2022		21.11%	2023 05 16	2023 05 16	http://www.cninfo.com.cn 2022 2023- 084

2

			2023 05 16	
			2023 05 16	
			2023 05 16	
			2023 05 16	
			2023 05 16	
			2023 05 16	
			2023 05 16	
			2023 05 16	
			2023 05 16	

1

1	2023	2	27	2023				2022
2	2023	3	24					2023-010
3	2023	4	20					
			2022					
					400,000			
4	2023	5	12					
			2022					
5	2023	5	16	2022				2022
6	2023	6	14	2022				
			2023-098				1	
				10.00				7
				55.00		3.22 /		
	2023	6	16					
7	2023	6	26					2022
								2022
						2022		
				2022				

2

3

œ

"

"

"

"



Sunvalley E-commerce (HK) Limited				2023 2,815.79		21	2022-049 2023-120
2021 0391 7251							
Sunvalley E-commerce(HK) Limited	104,333.66					2022 06 22	2022-049 2022-101
2022 03 4399							
Sunvalley E-commerce HK Limited	6,975.64					2022 09 28	2022-004 2022-169
2022 03 6322							
	2,148.75					2022 10 27	2022-184
2022 0304 29488							
Sunvalley E-commerce HK Limited	8,413.78					2023 03 02	

2021 03 98							2021- 029
							2021- 081
							2021- 094
							2021- 108
							2022- 080
							2023- 009
2022 0309 1630	2,164.65					2023 04 28	2022- 049
							2023- 057
2022 2821	2,303.94					2023 04 28	2022- 129
							2023- 057
Oh STK	3,554.3					2022 04 26	2022- 049

2

3

4

5

6

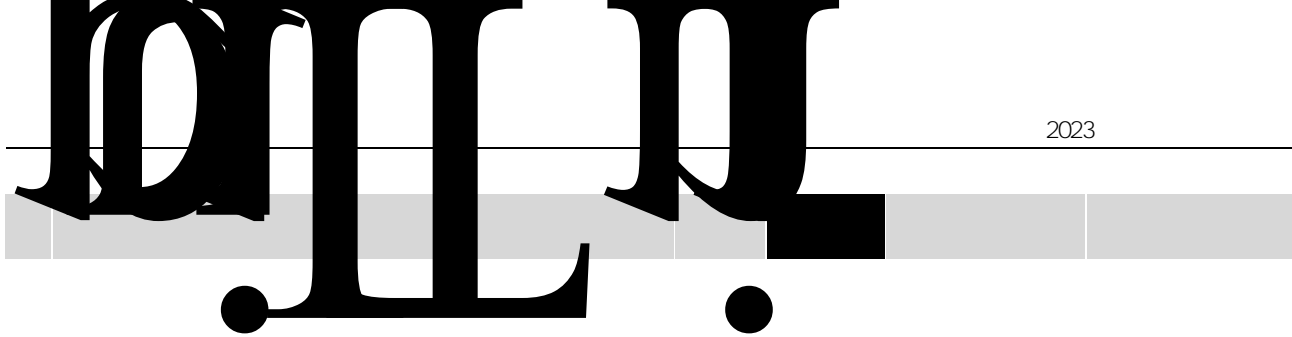
7

1

1

2

3



2023

1

3774

2023.4.20-2026.4.20

1063

2

ZBT International Tn


63

8

l

G

5



	2022 04 26	5,000	2022 10 20	1,000				4		
	2023 04 24	5,000	2023 06 14	600				4		
	2021 04 23	13,800	2021 11 16	850				6		
	2022 04 26	13,800	2022 02 22	810				6		
	2022 04 26	13,800	2022 05 23	855				6		
	2022 04 26	13,800	2022 07 21	2,000				4		
	2022 04 26	13,800	2022 07 28	855				6		
	2022 04 26	13,800	2022 09 29	1,425				6		
	2022 04 26	13,800	2022 12 07	800				4		
	2022 04 26	13,800	2023 03 09	1,600				4		
	2022 04 26	13,800	2023 04 12	1,500				4		

2022			2023		
04	26	13,800	04	14	1,000
					4

2023			2023		
04	24	13,800	06	25	2,000
					4

2021					
04	22				f

A1+B1+C1		A2+B2+C2	
A3+B3+C3	60,000	A4+B4+C4	25,777.38
A4+B4+C4			238.94%
D			0
	70% E		8,928.24
F	50%		20,383.37
D+E+F			29,311.61

3

--	--	--	--	--	--	--	--	--

4

1

2022 6 17
2022

2022 7 15

2022

2023 5 9

2022

2023 6 30

2023 7 12

2023

1

	57,171,409	15.49%	550,000	0	0	1,672,636	2,222,636	59,394,045	16.07%
1	0	0.00%	0	0	0	0	0	0	0.00%
2	0	0.00%	0	0	0	0	0	0	0.00%
3	53,187,481	14.41%	550,000	0	0	1,672,636	2,222,636	55,410,117	14.99%
	11,792,416	3.19%	0	0	0	0	0	11,792,416	3.19%
	41,395,065	11.21%	550,000	0	0	1,672,636	2,222,636	43,617,701	11.80%
4	3,983,928	1.08%	0	0	0	0	0	3,983,928	1.08%
	3,983,928	1.08%	0	0	0	0	0	3,983,928	1.08%
	0	0.00%	0	0	0	0	0	0	0.00%
	311,950,766	84.51%	0	0	0	- 1,672,636	- 1,672,636	310,278,130	83.93%
1	311,950,766	84.51%	0	0	0	- 1,672,636	- 1,672,636	310,278,130	83.93%
2	0	0.00%	0	0	0	0	0	0	0.00%
3	0	0.00%	0	0	0	0	0	0	0.00%
4	0	0.00%	0	0	0	0	0	0	0.00%

	369,122,175	100.00%	550,000	0	0	0	550,000	369,672,175	100.00%

1 2023 6 14 2022
 2023-098 1
 10.00 7

55.00 3.22 /

2023 6 16 369,122,175 369,672,175

2

1 2023 5 12

2022

2 2023 6 14 2022
 2023-098 1
 10.00 7

55.00 3.22 /

2023 6 16

2023 6 14 2022

7 55.00

					-	
	/	/	/	/	/	/
	-0.71	-0.69	-0.71	-0.69	0.00	0.00
	-0.06	-0.06	-0.06	-0.06	0.00	0.00

	0.38	0.38	0.00
	0.29	0.29	0.00

2

	17,235,691	0	125,654	17,110,037
	2,521,330	0	0	2,521,330
SUNVALLEY E COMMERCE HK LIMITED	3,983,928	0	0	3,983,928
	4,749,700	0	0	4,749,700
	1,063,596	0	0	1,063,596
	1,494,780	0	0	1,494,780
	1,494,780	0	0	1,494,780
	1,494,780	0	0	1,494,780
	1,494,780	0	0	1,494,780
	6,860,850	1,786,950	0	8,647,800

	1,187,500	0	0	1,187,500		
	73,694	24,565	0	98,259		
	3,700	0	925	2,775		
	782,300	0	12,300	770,000		
24	12,730,000	0	0	12,730,000		
7	0	550,000	0	550,000		
	57,171,409	2,361,515	138,879	59,394,045	--	--

		22,350		8		0		0
		5%		10				
#		21.68%	80,127,735	0	0	80,127,735		62,900,000
								663,888
		6.17%	22,813,383	0	17,110,037	5,703,346		22,813,383
		5.27%	19,500,000	0	0	19,500,000		19,500,000
								19,500,000
		4.78%	17,655,700	0	0	17,655,700		
		2.34%	8,647,800	0	8,647,800	0		7,000,000
		1.28%	4,749,700	0	4,749,700	0		
		1.08%	4,004,010	-2826900	0	4,004,010		

SUNVALLEY E COMMERCE HK LIMITED		1.08%	3,983,928	0	3,983,928	0		
		0.91%	3,361,773	0	2,521,330	840,443		3,361,773
		0.63%	2,333,300	2333300	0	2,333,300		
10 3								
			" "			"	SUNVALLEY E	
/								
10 11								
10								
#					80,127,735			80,127,735
					19,500,000			19,500,000
					17,655,700			17,655,700
					5,703,346			5,703,346
					4,004,010			4,004,010
					2,333,300			2,333,300
					1,432,034			1,432,034
MORGAN STANLEY & CO. INTERNATIONAL PLC.					1,375,084			1,375,084
					1,357,004			1,357,004
#					1,309,500			1,309,500
10 10	10							
10 4					13,000,000	67,127,735		80,127,735

10

10

10

10

80%


2022

		0.00
		0.00
	0.00	0.00
	28,101,419.21	30,598,112.66
	0.00	0.00
	14,999,965.88	14,999,965.88
		0.00
	426,396,897.40	457,931,420.39
	8,837,518.44	5,546,045.76
		0.00
		0.00
	5,874,280.02	47,802,652.17
	72,367,444.32	83,157,767.49
	0.00	0.00
	335,201,843.54	335,201,843.54
	12,972,958.10	15,606,011.76
	134,646,290.69	128,623,093.62
	21,729,603.91	21,491,332.99
	1,061,128,221.51	1,140,958,246.26
	1,965,332,824.15	2,291,024,509.31
	323,109,268.12	242,434,023.00
		0.00
		0.00
		0.00
		0.00
	122,912,309.54	223,001,032.63
	409,071,907.89	483,839,897.24
		0.00
	18,220,035.09	19,134,004.25
		0.00
		0.00
		0.00
		0.00
	24,685,271.23	26,23



	510,946,123.07	544,257,332.06
	8,008,445.56	11,339,623.78
	1,586,883,160.71	1,875,155,859.17
		0.00
	95,383,902.34	116,663,298.10
		0.00
		0.00
		0.00
	2,890,472.40	30,236,894.47
		0.00
		0.00
	138,407,432.83	83,430,046.23
	9,246,534.55	10,335,660.97
	4,417,244.21	17,914,065.89
		0.00
	250,345,586.33	258,579,965.66
1,83-	s	

	814,685.40	1,436,098.22
	100,608,748.07	79,711,503.52
	27,136,967.08	20,363,514.67
	23,005,560.98	38,021,734.97
	1,478,619.21	1,438,870.70
	57,058.74	1,730,304.18
	461,666,950.48	446,168,066.14
	1,209,654,833.36	1,201,268,224.54
	119,037,437.24	132,804,061.18
	4,440,973.11	3,132,601.41
	10,308,806.10	10,796,098.97
	40,010,674.35	29,911,024.39
	5,588,436.74	5,175,126.74
	1,389,041,160.90	1,383,087,137.23
	1,850,708,111.38	1,829,255,203.37
	105,919,911.66	105,160,597.22
	110,283,904.22	110,791,928.21
	285,016,378.89	309,644,902.29
	4,819,262.66	14,431,513.12
	6,699,919.06	6,616,023.03
	714,322.09	1,552,069.36



252,505,890.66

141,821,630.14

227,341,998.27

248,655,159.55

129,177.13

6,105,572.07

" -"
2.

" -"

" "	555.16	0.00
	0.00	
" "		
" -"	-907,805.14	586,484.71
" -"	-237,074.24	-815,931.21
" -"	4,973.81	0.00
" "	-37,150,493.90	-1,412,710.56
	54,161.57	164,185.21
	30,344,678.44	31,216.14
" "	-67,441,010.77	-1,279,741.49
	-10,117,004.48	-857,696.23
" "	-57,324,006.29	-422,045.26
" "	-57,324,006.29	-422,045.26
" "		
1.		
2.		
3.		
4.		
5.		
1.		
2.		
3.		
4.		
5.		
6.		
7.		
	-57,324,006.29	-422,045.26

5

	2023	2022
	642,156,197.50	1,239,074,232.23
	38,955,372.27	45,114,661.38
	10,415,210.19	78,973,804.44
	691,526,779.96	1,363,162,698.05
	514,793,713.08	956,319,558.94
	100,210,194.88	153,993,367.00
	18,175,632.21	
	89,063,806.34	188,918,- 8,

	214,380,071.37	141,309,118.37
	10,000,000.00	67,499,400.00
	224,755,071.37	264,648,518.37
	195,873,308.56	255,387,166.13
	14,940,781.89	15,275,602.80
	32,252,557.72	30,491,997.88
	243,066,648.17	301,154,766.81
	-18,311,576.80	-36,506,248.44
	1,551,086.69	-995,040.89
	-57,819,185.00	-20,818,844.78
	146,679,629.33	171,153,763.54
	88,860,444.33	150,334,918.76

6

	2023	2022
	163,411,304.31	286,182,668.73
	2,957,751.05	13,941,594.35
	300,990,074.35	360,869,229.69
	467,359,129.71	660,993,492.77
	112,076,522.39	196,546,895.76
	18,773,036.72	32,164,957.44
	2,912,875.34	770,085.67
	199,424,942.68	343,694,457.70
	333,187,377.13	573,176,396.57
	134,171,752.58	87,817,096.20
	555.16	0.00
	555.16	0.00
	5,806,264.10	6,742,676.06
	3,000,000.00	10,000,000.00
	8,806,264.10	16,742,676.06
	-8,805,708.94	-16,742,676.06
	375,000.00	55,840,000.00
	23,600,000.00	44,090,000.00
	23,975,000.00	99,930,000.00

	123,250,000.00	148,356,498.74
	8,086,595.24	10,945,322.84
	23,678,748.74	14,512,500.00
	155,015,343.98	173,814,321.58
	-131,040,343.98	-73,884,321.58
	-3,628.76	241,361.91
	-5,677,929.10	-2,568,539.53
	7,524,318.88	18,306,227.71
	1,846,389.78	15,737,688.18

7

2023

369,	1,18	55,8	-	26,9	-	153,	17,8	171,
122,	6,77	40,0	75,3	28,6	1,29	560,	41,3	402,
175.	8,39	00,0	39,0	12,0	8,08	925.	46,0	271.
00	8,06	0	06,0	4	9,25	16	1	17
			9		3,85			

-	-	-
14,1	14,1	14,1
13,5	13,5	13,5
86,6	86,6	86,6
9	9	9

369,	1,18	55,8	-	26,9	-	139,	17,8	157,
122,	6,77	40,0	75,3	28,6	1,31	447,	41,3	288,
175.	8,39	00,0	39,0	12,0	2,20	338.	46,0	684.
00	8,06	0	06,0	4	2,84	47	1	48
			9		0,54			

0.00 0.00 0.00 0.00 0.00 0.00 0.00

							10,3 32.3 9					18,2 40.9 2		28,5 73.3 1	2.03	46,0 51.2 8
	- 150, 000. 00	0.00	0.00	0.00	14,0 39,4 43.9 1	- 672, 000. 00	0.00	0.00	0.00	0.00	0.00	0.00	0.00	14,5 61,4 43.9 1	0.00	14,5 61,4 43.9 1
1																0.00
2															0.00	
3	- 150, 000. 00				14,0 39,4 43.9 1	- 672, 000. 00								14,5 61,4 43.9 1	0.00	14,5 61,4 43.9 1
4														0.00	0.00	0.00
															0.00	
1															0.00	
2															0.00	
3															0.00	
4															0.00	
	0.00	0.00	0.00	0.00	0.00	0.00	0.00	0.00	0.00	0.00	0.00	0.00	0.00	0.00	0.00	0.00
1																0.00
2															0.00	
3															0.00	
4															0.00	
5															0.00	
6															0.00	
															0.00	
1															0.00	

2														0.00	
														0.00	0.00
	368,972,175.00	0.00	0.00	0.00	1,200,817,841.97	55,168,000.00	-100,849,338.48	0.00	26,928,612.04	0.00	-1,332,821,081.46	0.00	107,880,209.07	20,223,868.04	128,104,077.11

	2022														
	353,122,175.00	0.00	0.00	0.00	1,128,241,324.71	0.00	-6,456,997.97	0.00	26,928,612.04	0.00	-1,037,995,836.38	0.00	463,839,277.40	19,699,323.53	483,538,600.93
											-24,147,663.53		-24,147,663.53		-24,147,663.53
													0.00		0.00
													0.00		0.00
													0.00		0.00
	353,122,175.00	0.00	0.00	0.00	1,128,241,324.71	0.00	-6,456,997.97	0.00	26,928,612.04	0.00	-1,062,143,499.91	0.00	439,691,613.87	19,699,323.53	459,390,937.40
" "	16,000,000.00	0.00	0.00	0.00	42,667,456.39	55,840,000.00	-43,674,202.00	0.00	0.00	0.00	-10,917,380.02	0.00	-51,764,125.83	-1,765,670.61	-53,529,796.44
							-43,674,202.00				-10,917,380.02		-54,591,582.22	171,324.63	-54,420,257.59
	16,000,000.00	0.00	0.00	0.00	42,524,136.10	55,840,000.00	0.00	0.00	0.00	0.00	0.00	0.00	2,684,136.16	-1,936,990.00	747,140.92

	0				6	0								5.24		
1	16,0 00,0 00.0 0				42,5 24,1 36.1 6	55,8 40,0 00.0 0								2,68 4,13 6.16	2,68 4,13 6.16	
2														0.00	0.00	
3														0.00	0.00	
4														0.00	- 1,93 6,99 5.24	- 1,93 6,99 5.24
	0.00	0.00	0.00	0.00	0.00	0.00	0.00	0.00	0.00	0.00	0.00	0.00	0.00	0.00	0.00	
1														0.00	0.00	
2														0.00	0.00	
3														0.00	0.00	
4														0.00	0.00	
	0.00	0.00	0.00	0.00	0.00	0.00	0.00	0.00	0.00	0.00	0.00	0.00	0.00	0.00	0.00	
1														0.00	0.00	
2														0.00	0.00	
3														0.00	0.00	
4														0.00	0.00	
5														0.00	0.00	
6														0.00	0.00	
	0.00	0.00	0.00	0.00	0.00	0.00	0.00	0.00	0.00	0.00	0.00	0.00	0.00	0.00	0.00	
1														0.00	0.00	
2														0.00	0.00	



143

4												0.00
1												
2												
3												
1												
2												
3												
4												
5												
6												
1												
2												
	368,9 72,17 5.00	0.00	0.00	0.00	1,168, 719,2 74.66	55,16 8,000. 00	0.00	0.00	26,92 8,612. 04	- 751,1 97,28 1.00	0.00	758,2 54,78 0.70

	2022											
	353,1 22,17	0.00	0.00	0.00	1,096, 286,0	0.00	0.00	0.00	26,92 8,612.	- 648,3	0.00	827,9 95,41

	5.00				77.58				04	41,45 1.65		2.97
												0.00
												0.00
												0.00
	353,1 22,17 5.00	0.00	0.00	0.00	1,096, 286,0 77.58	0.00	0.00	0.00	26,92 8,612. 04	- 648,3 41,45 1.65	0.00	827,9 95,41 2.97
" "	16,00 0,000. 00	0.00	0.00	0.00	42,52 4,136. 16	55,84 0,000. 00	0.00	0.00	0.00	- 422,0 45.26	0.00	2,262, 090.9 0
										- 422,0 45.26		- 422,0 45.26
	16,00 0,000. 00	0.00	0.00	0.00	42,52 4,136. 16	55,84 0,000. 00	0.00	0.00	0.00	0.00	0.00	2,684, 136.1 6
1	16,00 0,000. 00				42,52 4,136. 16	55,84 0,000. 00						2,684, 136.1 6
2												0.00
3												0.00
4												0.00
	0.00	0.00	0.00	0.00	0.00	0.00	0.00	0.00	0.00	0.00	0.00	0.00
1												0.00
2												0.00
3												0.00
	0.00	0.00	0.00	0.00	0.00	0.00	0.00	0.00	0.00	0.00	0.00	0.00
1												0.00
2												0.00
3												0.00

4												0.00
5												0.00
6												0.00
	0.00	0.00	0.00	0.00	0.00	0.00	0.00	0.00	0.00	0.00	0.00	0.00
1												0.00
2												0.00
												0.00
	369,122,175.00	0.00	0.00	0.00	1,138,810,213.74	55,840,000.00	0.00	0.00	26,928,612.04	-648,763,496.91	0.00	830,257,503.87

" " " " 1994 11 11

2010 12 22

91440606617643049A

368,972,175.00

368,972,175

1

2015 6 10

2023 08 25

41

1

"

" "

"

1

2

1

2

1 1 12 31

3

12

4

5

1

2

12

" 22

"

"

"

"

"

7

" 22 "

8 —

8

9

1

2

" " " "

10

1

1

2

3

2

1

2

3

4

5

6

3

1

2

1

2

4

5

6

12

90

7

11

12

12

1

2

1	2
2	

1	
2	

1

2

0

3

13**14**

1	2 3
2	
3	

1	
2	
3	

1

2

0

3

0

15

1

2

3

4

3 — " "

16

17

1

2

3

18

19

20

21

22

1

" 10 "

2

1

"

"

"

"

" " " " "

22 —

3

1

2

—

3

4

" 6

"

23

24

1

2

		20	4%	4.80%
		10	4%	9.60%
		3-5	4%-10%	18%-32%
		3-5	4%-10%	18%-32%
		3-5	4%-10%	18%-32%

3

25

1

2

14 —

1 —

26

1

1

2

3

2

3

3

4

27

28

29

30

1

1

1

2

2

	5-10

3

1

2

3

4

2

1

2

3

4

5

14 —

1 —

31

32

1

2

33

34

1

2

1

2

3

1

2

4

1

2

3

35

36

1

1

2

3

2

37

1

1

2

2

3

1

2

38

1

1

2

" "

2

39

1

(1)

(2)

(3)

2

(1)

(2)

(3)

1

1

2

2

3

4

41

/

42

1

1

2

2

1

2

14

3

86

8 —

-
-
-
-
-

-
-
-

(12)

4

-

-

-

-

-

" 10 "

43

1

1

2

3

2

1

2

3

4

3

22 —

1

2

44

2022

16

2023 1 1

:

:

	2022 12 31	2023 1 1	
	290,411,687.32	290,411,687.32	
*	0.00	0.00	
*	0.00	0.00	
	0.00	0.00	
	0.00	0.00	
	45,250,754.63	45,250,754.63	
	301,447,478.36	301,447,478.36	
	33,279,897.54	33,279,897.54	
	25,054,537.54	25,054,537.54	
*	0.00	0.00	
*	0.00	0.00	
*	0.00	0.00	
	53,036,999.98	53,036,999.98	
	0.00	0.00	
	0.00	0.00	
*	0.00	0.00	
	351,819,379.53	351,819,379.53	
	0.00	0.00	
	0.00	0.00	
	1,438,870.70	1,438,870.70	
	48,326,657.45	48,326,657.45	
	1,150,066,263.05	1,150,066,263.05	
*	0.00	0.00	
	0.00	0.00	
	0.00	0.00	
	0.00	0.00	
	30,598,112.66	30,598,112.66	
	0.00	0.00	
	14,999,965.88	14,999,965.88	
	0.00	0.00	
	457,931,420.39	457,931,420.39	
	5,546,045.76	5,546,045.76	
	0.00	0.00	
	0.00	0.00	
	47,802,652.17	47,802,652.17	
	83,157,767.49	83,157,767.49	
	0.00	0.00	
	335,201,843.54	335,201,843.54	

	369,122,175.00	369,122,175.00	
	0.00	0.00	
	0.00	0.00	
	0.00	0.00	
	1,186,778,398.06	1,186,778,398.06	
	55,840,000.00	55,840,000.00	
	-75,339,006.09	-75,339,006.09	
	0.00	0.00	
	26,928,612.04	26,928,612.04	
*	0.00	0.00	
	-1,298,089,253.85	-1,312,202,840.54	-14,113,586.69
	153,560,925.16	139,447,338.47	-14,113,586.69
	17,841,346.01	17,841,346.01	
	171,402,271.17	157,288,684.48	-14,113,586.69
	2,291,024,509.31	2,291,024,509.31	

45

1

7

		3%
		2%

	8.25%	16.5%
Red Bud (HK) Limited	8.25%	16.5%
Sunvalley (HK) Limited	8.25%	16.5%
Profound Century Limited	8.25%	16.5%
	8.25%	16.5%
Spectrum Power Company Limited	8.25%	16.5%
Sunvalley (HK) Technology Limited	8.25%	16.5%
Paris Rhone (HK) Technology Limited	8.25%	16.5%
SacaPrecisionTechnologyS.r.l.	24%	3.9%
DonatiS.r.l	24%	3.9%
Sunvalleytek International, Inc.	21%	
Collections Corp.	21%	
VAVA International Inc.	21%	
ATI INC.	21%	
TII INC.	21%	
Sunvalley Japan Co.,Ltd	15%	23.2
FuT	15%	23.2
SENFREEDTECHNOLOGY LIMITED	19.00%	
Evajoy SARL	25.00%	
EURO-TECH Distribution	25.00%	
ZBT International Trading GmbH	15%	5.5%
SIG GmbH	15%	5.5%

2

2021 12 20 (:GR202144008357) 2021-
2023 15%
2021 12 20 (:GR202144008659) 2021-2023
15%

2021 8
2021 1 1 2022 12 31 100 12.5%
20% 2022 13
100 300 25% 20%
2022 1 1 2024 12 31

3

[2008]28

1

	5,634.25	4,410.60
	182,858,812.76	238,626,897.58
	41,849,688.95	51,780,379.14
	224,714,135.96	290,411,687.32
	27,017,164.29	59,581,295.80
	135,853,691.63	143,732,057.99

2

0		

3

4

1

	11,914,679.09	45,250,754.63
	11,914,679.09	45,250,754.63

2

3

0	

4

	3,511,520.40	97,659,531.41
	3,511,520.40	97,659,531.41

5

0	

6

0	

--	--	--	--	--	--

5

1

	44,018,0 28.36	12.45%	38,276,8 76.14	86.96%	5,741,15 2.22	43,156,3 12.18	11.84%	37,415,1 59.95	87.00%	5,741,15 2.23
	32,535,7 23.90	9.20%	32,535,7 23.90	100.00%	0.00	31,674,0 07.72	8.69%	31,674,0 07.72	100.00%	0.00
	11,482,3 04.46	3.25%	5,741,15 2.24	50.00%	5,741,15 2.22	11,482,3 04.46	3.15%	5,741,15 2.23	50.00%	5,741,15 2.23
	309,757, 821.65	87.56%	27,215,3 42.60	8.79%	282,542, 479.05	321,162, 004.84	88.16%	25,455,6 78.71	7.93%	295,706, 326.13
	309,757, 821.65	87.56%	27,215,3 42.60	8.79%	282,542, 479.05	321,162, 004.84	88.16%	25,455,6 78.71	7.93%	295,706, 326.13
	353,775, 850.01	100.01%	65,492,2 18.74	18.51%	288,283, 631.27	364,318, 317.02	100.00%	62,870,8 38.66	17.26%	301,447, 478.36

38,276,876.14

1	73,499.21	73,499.21	100.00
2	496,424.20	496,424.20	100.00
3	304,425.10	304,425.10	100.00
4	50,900.00	50,900.00	100.00

5	79,819.20	79,819.20	100.00	
6	298,133.20	298,133.20	100.00	
7	46,727.49	46,727.49	100.00	
8	55,504.40	55,504.40	100.00	
9	378,377.20	378,377.20	100.00	
10	146,633.40	146,633.40	100.00	
11	983,557.40	983,557.40	100.00	
12	183,479.66	183,479.66	100.00	
13	43,594.50	43,594.50	100.00	
14	150,346.75	150,346.75	100.00	
15	245,856.00	245,856.00	100.00	
16	9,546,819.43	9,546,819.43	100.00	
17	3,605,353.23	3,605,353.23	100.00	
18	843,772.64	843,772.64	100.00	
19	83,819.28	83,819.28	100.00	
20	1,589,446.29	1,589,446.29	100.00	
21	11,482,304.46	5,741,152.24	50.00	
22	26,800.32	26,800.32	100.00	
23	13,302,435.00	13,302,435.00	100.00	
	44,018,028.36	38,276,876.14	86.96	-

27,215,342.60

1	1	259,462,774.69	6,390,663.30	2.46%
1	2	25,253,893.83	3,601,152.16	14.26%
2	3	8,814,199.62	3,246,648.12	36.83%
3	4	10,156,961.35	7,906,886.86	77.85%
4	5	6,069,992.16	6,069,992.16	100.00%
5				
		309,757,821.65	27,215,342.60	

1	1		264,117,219.75
1	2		28,255,958.47
2	3		21,651,111.97
3			39,751,559.82
3	4		9,358,718.74
4	5		26,855,563.37
5			3,537,277.71
			353,775,850.01

2

	37,415,159.95	940,793.90		782,926.28	-703,848.57	38,276,876.14
	25,455,678.71	1,527,092.73			-232,571.16	27,215,342.60
	62,870,838.66	2,467,886.63		782,926.28	-936,419.73	65,492,218.74

3

	782,926.28

		782,926.28			
		782,926.28			

4

1	58,635,199.17		16.57%	990,934.87
2	15,329,183.74		4.33%	766,459.18
3	13,064,373.51		3.69%	220,787.91
4	12,847,253.10		3.63%	217,118.58

5	11,482,304.46	3.25%	5,741,152.24
	111,358,313.98	31.47%	

5

6

6

	40,111,286.27	33,279,897.54
	40,111,286.27	33,279,897.54

7

1

1	18,846,756.39	65.18%	16,091,695.46	64.23%
1 2	5,596,638.56	19.36%	8,702,312.87	34.73%
2 3	4,319,173.16	14.94%	143,329.21	0.57%
3	151,700.00	0.52%	117,200.00	0.47%
	28,914,268.11		25,054,537.54	

1

2

		%
1	10,690,421.95	36.97
2	3,115,755.75	10.78
3	5,714,934.23	19.77
4	6,681,916.42	23.11
5	3,188,906.00	11.03
	29,391,934.35	101.66

8

		0.00
		0.00
	54,379,137.70	53,036,999.98
	54,379,137.70	53,036,999.98

1

1

		0.00
	0.00	0.00
	0.00	0.00
	0.00	0.00
	0.00	0.00
		0.00

2

	0.00		0	0
	0.00			

3

2

1

()		

2

1

()				

3

3

1

	22,529,796.99	14,306,409.45
	305,518.65	8,927,936.18
	7,721,512.88	8,152,394.08
	1,365,434.07	644,195.24
	432,248.05	435,424.11
	36,235,447.74	34,146,438.56
	68,589,958.38	66,612,797.62

2

	12	()	()	
2023	1 1	9,448,382.87	4,127,414.77	13,575,797.64

2023	1	1			
				822,019.32	822,019.32
			365,371.04	12,769.92	378,140.96
				136,148.95	136,148.95
			-309,065.69	-18,227.94	-327,293.63
2023	6	30	10,214,096.84	3,996,723.84	14,210,820.68

1		1		19,139,149.98
1		2		6,810,933.60
2		3		39,463,276.95
3				3,176,597.85
3		4		1,722,058.07
4		5		47,329.00
5				1,407,210.78
				68,589,958.38

3

--	--	--

4

5

1		36,235,447.74	2-3	52.83%	7,247,089.52
2		12,157,004.00	1	17.72%	607,850.19
3		1,093,894.39	3-4	1.59%	
4		269,404.70	1	0.39%	16,433.69
		13,721.91	1	0.02%	
		49,769,472.74		72.55%	7,871,373.40

6

#:

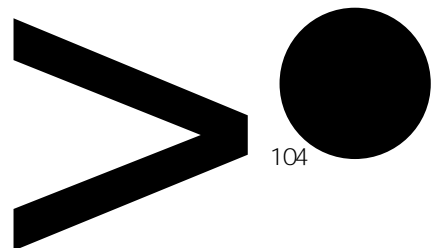



***D@e!

Y



OX



104

	10,188,590.91	870,486.45	9,318,104.46	14,037,412.22	540,117.55	13,497,294.67
	7,106,619.81		7,106,619.81	5,016,359.60		5,016,359.60
	246,068,988.87	59,432,991.02	186,635,997.85	351,820,740.69	111,738,538.06	240,082,202.63
	2,770,985.54		2,770,985.54	70,687,375.01		70,687,375.01
	1,869,134.35		1,869,134.35	2,557,201.55		2,557,201.55
	198,097.37		198,097.37	264,436.85		264,436.85
	50,832.02		50,832.02			
	15,048,807.59	773,059.22	14,275,748.37	20,391,751.69	677,242.47	19,714,509.22
	283,302,056.46	61,076,536.69	222,225,519.77	464,775,277.61	112,955,898.08	351,819,379.53

2

		—

			/	
--	--	--	---	--

11

12

--

14

	12	()	()	
2023 1 1				

15

--	--	--	--	--

	12	()	()	
2023 1 1				

16

1

	1,478,619.21		1,478,619.21	1,438,870.70		1,438,870.70	
	21,380.79		21,380.79	61,129.30		61,129.30	
	-		-	-		-	
	1,478,619.21		1,478,619.21	1,438,870.70		1,438,870.70	
	0.00		0.00	0.00		0.00	

	12	()	()	
2023 1 1				

2

3

17

	3,011,142.25			-1,173.43						3,009,968.82	
	26,876,488.51			-2,120,803.95						24,755,684.56	
	710,481.90			-374,716.07						335,765.83	
	30,598,112.66			-2,496,693.45						28,101,419.21	
	30,598,112.66			-2,496,693.45						28,101,419.21	

18

19

	14,999,965.88	14,999,965.88
	14,999,965.88	14,999,965.88

20

1

2

3

21

	426,396,897.40	457,931,420.39
	426,396,897.40	457,931,420.39

1

1.	227,221,462.25	450,570,443.72	19,587,037.10	19,300,498.01	142,939,548.87	859,618,989.95
2.	43,000.00	5,663,671.42	14,080.20	3,316,532.27	8,864,845.88	17,902,129.77
1	0.00	4,986,034.51	0.00	3,316,532.27	4,354,499.98	12,657,066.76

2	43,000.00	447,253.50	0.00	0.00	4,462,585.86	4,952,839.36
3	0.00	0.00	0.00	0.00	0.00	0.00
	0.00	230,383.41	14,080.20	0.00	47,760.04	292,223.65
3.	0.00	10,421,870.20	374,030.88	9,704,308.51	2,314,539.86	22,814,749.45
1	0.00	10,468,532.85	389,743.59	9,737,062.02	2,346,313.60	22,941,652.06
	0.00	-46,662.65	-15,712.71	-32,753.51	-31,773.74	-126,902.61
4.	227,264,462.25	445,812,244.94	19,227,086.42	12,912,721.77	149,489,854.89	854,706,370.27
1.	62,395,649.58	209,022,954.32	14,631,620.93	15,843,400.94	95,094,462.30	396,988,088.07
2.	5,185,703.72	21,290,981.50	813,645.67	2,969,962.97	10,297,938.29	40,558,232.15
1	5,185,703.72	21,090,788.49	763,472.07	2,958,120.39	10,278,949.31	40,277,033.98
	0.00	200,193.01	50,173.60	11,842.58	18,988.98	281,198.17
3.	0.00	4,588,497.72	362,980.13	8,039,701.22	1,010,784.65	14,001,963.72
1	0.00	4,609,981.67	374,153.79	8,047,786.72	1,019,467.05	14,051,389.23
	0.00	-21,483.95	-11,173.66	-8,085.50	-8,682.40	-49,425.51
4.	67,581,353.30	225,725,438.10	15,082,286.47	10,773,662.69	104,381,615.94	423,544,356.50
1.	0.00	4,699,481.49	0.00	0.00	0.00	4,699,481.49
2.	0.00	65,634.88	0.00	0.00	0.00	65,634.88
1	0.00	65,634.88	0.00	0.00	0.00	65,634.88
	0.00	0.00	0.00	0.00	0.00	0.00
3.	0.00	0.00	0.00	0.00	0.00	0.00
1	0.00	0.00	0.00	0.00	0.00	0.00
	0.00	0.00	0.00	0.00	0.00	0.00
4.	0.00	4,765,116.37	0.00	0.00	0.00	4,765,116.37
1.	159,683,108.95	215,321,690.47	4,144,799.95	2,139,059.08	45,108,238.95	426,396,897.40
2.	164,825,812.67	236,848,007.91	4,955,416.17	3,457,097.07	47,845,086.57	457,931,420.39

2

	12,490,850.45	6,635,719.13	0.00	5,855,131.32	

3

4

5

22

	6,436,295.84	2,749,240.14
	2,401,222.60	2,796,805.62
	8,837,518.44	5,546,045.76

1

	6,436,295.84		6,436,295.84	2,749,240.14		2,749,240.14
	6,436,295.84		6,436,295.84	2,749,240.14		2,749,240.14

2

	6,000,000.00	0.00	5,086,069.50	4,462,080.32		623,989.18	85.00%	85%				
N3F1	400,000.00	394,796.91	0.00			394,796.91	99.00%	99%				
/												
	400,000.00	390,391.70	0.00			390,391.70	98.00%	98%				
/												
N3												
2	800,000.00		707,966.84			707,966.84	88.00%	88%				
/												
G3												
	300,000.00		201,549.28			201,549.28	67.00%	67%				
CBZ												
1	548,672.60	548,672.60	0.00			548,672.60	100.00%	100%				
CBZ												
	400,000.00	259,815.95	60,346.20			320,162.15	80.00%	80%				
CBZ												
	500,000.00		437,183.63			437,183.63	87.00%	87%				
CBZ												
	1,000,000.00		635,157.01			635,157.01	64.00%	64%				

JH21-110,2	288,49 5.58		288,49 5.58			288,49 5.58	100.00 %	100%				
	10,637 ,168.1 8	1,593, 677.16	7,416, 768.04	4,462, 080.32	0.00	4,548, 364.88						

3

4

	2,401,222.60		2,401,222.60	2,796,805.62	2,796,805.62
	2,401,222.60		2,401,222.60	2,796,805.62	2,796,805.62

23

1

2

24

25

1.	80,848,289.26	80,848,289.26
2.	5,248,004.29	5,248,004.29
1	4,968,345.45	4,968,345.45
2	279,658.84	279,658.84
3.	74,528,111.48	74,528,111.48
1	74,555,286.87	74,555,286.87
2	-27,175.39	-27,175.39
4.	11,568,182.07	11,568,182.07
1.	33,045,637.09	33,045,637.09
2.	8,079,484.95	8,079,484.95
1	7,949,296.06	7,949,296.06
2	130,188.89	130,188.89
3.	35,431,219.99	35,431,219.99
1	35,505,712.57	35,505,712.57
2	-74,492.58	-74,492.58
4.	5,693,902.05	5,693,902.05
1.		
2.		
1		
3.		
1		
4.		
1.	5,874,280.02	5,874,280.02
2.	47,802,652.17	47,802,652.17

26

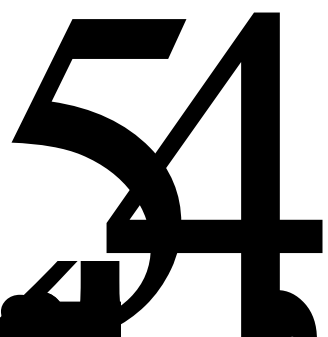
1

1.	40,074,482.00	38,985,665.66	576,514.65	102,086.68	28,660,394.31	0.00	104,543,567.43	212,942,710.73
2.	0.00	0.00	0.00	0.00	0.00	0.00	162,112.90	162,112.90

0.00	0.00	0.00	0.00	0.00	0.00	0.00	0.00	0.00
0.00	0.00	0.00	0.00	0.00	0.00	0.00	0.00	0.00
0.00	0.00	0.00	0.00	0.00	0.00	0.00	0.00	0.00
0.00	0.00	0.00	0.00	0.00	0.00	162,112.90	162,112.90	
0.00	-23,305.46	0.00	0.00	-33,792.75	0.00	2,000,114.50	2,057,212.71	
0.00	0.00	0.00	0.00	0.00	0.00	0.00	0.00	0.00
0.00	-23,305.46	0.00	0.00	-33,792.75	0.00	2,000,114.50	2,057,212.71	
40,074,482.00	39,008,971.12	576,514.65	102,086.68	28,694,187.06		006,705,794.83	215,162,036.34	

1-

ԿՈՍԵ Ե ԵՁԳ + Լ. ԱԳՎՈՂ



							565,430.41	565,430.41
4.	0.00	16,593,447. 79	389,147.37	0.00	0.00	0.00	15,641,987. 11	32,624,582. 27
1.	29,193,432. 50	11,330,583. 62	0.00	6,806.10	10,293,648. 66	0	21,542,973. 44	72,367,444. 32
2.	29,623,406. 54	12,125,057. 35	0.00	17,014.68	12,017,716. 15	0.00	29,374,572. 76	83,157,767. 49

2

							0.00	

27

	0.00							0.00
	0.00							0.00

28

1

donati	4,645,336.36	0.00	0.00	0.00	0.00	0.00	0.00	4,645,336.36
	1,010,528,905. 25	0.00	0.00	0.00	0.00	0.00	0.00	1,010,528,905. 25
	1,015,174,241. 61	0.00	0.00	0.00	0.00	0.00	0.00	1,015,174,241. 61

2

	679,972,398.07					679,972,398.07
	679,972,398.07					679,972,398.07

:2018 4 20 SacaPrecisionTechnologyS.r.l. 280
 DonatiS.r.l.170% DonatiS.r.l 591,966.20
 4,645,336.36 DonatiS.r.l
 2018 12 31 100% 153,000.00
 89,052.35 63,947.65 2018 12 31
 51,947.11 101,052.89 2021
 67,997.24 33,055.65
 DonatiS.r.l
 DonatiS.r.l

1

42,763.01

2

15.58%

15.93%

	2023	2024	2025	2026	2027	
	-2.04%	23.95%	16.50%	9.16%	4.17%	0.00%
	37.79%	39.65%	39.73%	39.79%	39.89%	39.76%
	1.63%	5.75%	5.89%	5.90%	5.94%	5.92%

Donati S.r.l

29

	3,870,320.47	0.00	538,519.62	0.00	3,331,800.85
	8,468,048.42	2,569,396.47	3,816,533.88	-127,491.25	7,348,402.26
	319,842.98	0.00	320,058.83	-215.85	0.00
	2,487,558.08	0.00	432,813.57	-17,343.96	2,072,088.47
	460,241.81	18,761.06	258,416.45	-80.10	220,666.52
	15,606,011.76	2,588,157.53	5,366,342.35	-145,131.16	12,972,958.10

30

/

1

	100,733,561.47	19,706,551.54	153,677,424.77	30,971,469.79
	476,751,607.37	92,996,197.15	422,915,054.05	84,036,325.30
	58,424,767.14	8,763,715.07	47,713,534.26	7,157,030.14
	66,055,895.24	9,908,384.28	31,018,840.05	4,652,826.01
	21,809,617.65	3,271,442.65	12,036,282.51	1,805,442.38
	723,775,448.87	134,646,290.69	667,361,135.64	128,623,093.62

2

	5,738,000.00	860,700.00	11,476,000.00	1,721,400.00
	13,193,706.84	1,979,056.02	13,860,528.00	2,079,079.20
	5,874,280.02	1,577,488.19	47,802,652.17	14,113,586.69
	24,805,986.86	4,417,244.21	73,139,180.17	17,914,065.89

3

	0.00	134,646,290.69	0.00	128,623,093.62
	0.00	4,417,244.21	0.00	17,914,065.89

4

	€	fl *
	857,400,372.85	784,227,443.22
	72,519,492.31	72,609,071.97
	33,318,942.03	57,584,507.53
	72,351,537.59	52,411,206.18
	5,985,866.10	50,589,066.98
	1,041,576,210.88	1,017,421,295.88

	5,688,893.22	21,421,360.54
	94,148,011.01	29,332,506.91
	272,363.89	680,155.55
	323,109,268.12	242,434,023.00

2

0.00

33

34

35

	122,912,309.54	223,001,032.63
	122,912,309.54	223,001,032.63

0.00

36

1

	383,966,960.63	442,856,665.57
	5,191,553.44	11,683,553.49
	18,252,933.57	26,014,455.60
	1,213,709.40	2,403,059.68
	446,750.85	0.00
		882,162.90
	409,071,907.89	483,839,897.24

2

1

--	--	--

37

1

2

1

--	--	--

38

	18,220,035.09	19,134,004.25
	18,220,035.09	19,134,004.25

	0.00	

39**1**

	24,359,492.20	99,852,788.56	101,256,726.53	22,955,554.23
-	1,646,259.88	5,822,902.39	5,814,707.79	1,654,454.48
	678,744.00	690,529.95	1,294,011.43	75,262.52
	0.00		0.00	
	26,684,496.08	106,366,220.90	108,365,445.75	24,685,271.23

2

1	23,724,796.95	90,420,230.06	91,508,324.06	22,636,702.95
2	8,364.72	2,775,740.69	2,778,530.76	5,574.65
3	616,330.53	5,007,199.31	5,320,253.21	303,276.63
	616,330.53	4,721,754.55	5,034,808.45	303,276.63
		237,977.56	237,977.56	
		47,467.20	47,467.20	
4		1,588,418.50	1,588,418.50	
5	10,000.00	61,200.00	61,200.00	10,000.00
	24,359,492.20	99,852,788.56	101,256,726.53	22,955,554.23

3

1	264,394.68	5,333,167.27	5,440,407.53	157,154.42
2	57,100.24	188,369.08	242,935.64	2,533.68
3	1,324,764.96	301,366.04	131,364.62	1,494,766.38
	1,646,259.88	5,822,902.39	5,814,707.79	1,654,454.48

40

		3,507,259.63	1,599,701.74

	685,894.67	474,496.19
	4,641,755.40	2,746,055.82
	209,020.40	681,995.60
	94,594.46	294,983.85
	63,062.97	198,655.88
	415,261.74	425,285.69
	853,354.92	1,272,259.93
	79,768.92	80,691.81
	202,118.58	50,680.17
	14,072,251.07	13,151,098.50
	24,824,342.76	20,975,905.18

41

	145,105,457.45	303,489,544.95
	145,105,457.45	303,489,544.95

1

	0.00	0.00

--	--	--

2

	0.00	0.00

3

1

	4,138,391.76	188,419,681.52
	53,119,460.22	53,119,460.22
	3,911,541.58	3,938,333.82
	28,282,105.75	0.00
	55,168,000.00	55,840,000.00
	485,958.14	2,172,069.39
	145,105,457.45	303,489,544.95

2

1

	55,168,000.00	
	53,119,460.22	
	108,287,460.22	

42

43

	176,768,731.10	198,300,000.00
	331,081,998.27	325,605,159.55
	3,095,393.70	20,352,172.51
	510,946,123.07	544,257,332.06

44

	3,755,706.79	9,549,820.19
	3,511,520.40	1,277,275.88
	741,218.37	512,527.71
	8,008,445.56	11,339,623.78

45

1

	131,000,000.00	186,000,000.00
	112,950,000.00	106,225,000.00
	21,280,000.00	22,000,000.00
	6,572,926.60	352,528.37
	349,706.84	385,769.73
	-176,768,731.10	-198,300,000.00
	95,383,902.34	116,663,298.10

46

1

	0.00	0.00
		0.00

2

		--									

3

4

47

-	6,252,012.25	52,987,045.55
-	-266,146.15	-2,397,978.57
	-3,095,393.70	-20,352,172.51
	2,890,472.40	30,236,894.47

48

1

	2,657,231.13	7,891,625.29
	328,424,767.14	317,713,534.26
	331,081,998.27	325,605,159.55
	0.00	0.00

2

--	--	--	--	--	--

49

1

		0.00

2

--	--	--

--	--	--

--	--	--

50

	23,701,095.24	6,358,353.31	
	9,651,778.89	9,302,884.00	
	38,998,663.46	36,749,968.87	
	35,826,109.55	31,018,840.05	
	30,229,785.69	0.00	
	138,407,432.83	83,430,046.23	

51

	10,335,660.97		1,089,126.42	9,246,534.55	
	10,335,660.97		1,089,126.42	9,246,534.55	

								/
	99,999.72			99,999.72			0.00	
2014	16,672.43			5,632.50			11,039.93	
	24,999.71			24,999.71				
	11,666.39			10,000.02			1,666.37	
-	15,243.74			3,153.84			12,089.90	
2015	24,999.80			2,500.02			22,499.78	
2016	41,855.48			7,175.22			34,680.26	

2015	33,038.46			5,663.82			27,374.64	
2016	107,024.48			20,511.12			86,513.36	
2015	96,681.36			8,993.58			87,687.78	
	164,499.80			23,500.02			140,999.78	
2016	347,750.12			26,749.98			321,000.14	
2016	131,130.00			16,740.00			114,390.00	
2016	198,201.05			32,140.74			166,060.31	
2016	60,464.26			9,069.60			51,394.66	
2017	54,419.80			6,850.02			47,569.78	
2017	856,734.68			142,789.02			713,945.66	
2017	86,666.50			10,000.02			76,666.48	

2017	26,250.00			7,500.00			18,750.00	
2017	311,702.60			45,615.00			266,087.60	
2017	118,958.75			12,097.50			106,861.25	
	126,134.32			13,277.28			112,857.04	
2018	85,777.25			7,917.90			77,859.35	
	79,483.63			5,000.59			74,483.04	
2019	72,309.58			5,304.00			67,005.58	
2016	316,666.90			49,999.98			266,666.92	

2017	213,333.51			19,999.98			193,333.53	
2018	557,150.18			47,083.08			510,067.10	
2018	344,845.24			25,000.02			319,845.22	
2020	5,711,001.2 3			393,862.14			5,317,139.0 9	

52

							0.00

53

		+ -					
	369,122,175. 00				-150,000.00	-150,000.00	368,972,175. 00



62

	1,146,036.64	697,506.44
	527,492.92	507,224.17
	855,604.92	677,993.76
	94,518.44	45,963.08
	208,919.41	218,165.20
	351,169.22	
		5,802.52
	22,873.51	23,913.62
	3,206,615.06	2,176,568.79

63

	28,966,021.14	39,802,880.51
	37,022,260.66	78,993,113.02
	1,160,661.76	1,625,556.12
	755,762.46	770,066.54
	144,380.66	126,343.06
	1,314,555.21	12,543,526.23
	884,578.25	102,865.22
	35,680,697.90	68,762,973.16
	262,202.40	3,751,353.75
	1,075,809.48	
		287,950.12
	749,677.37	
	885,250.00	254,240.00
	5,133,019.78	5,259,927.50
	126,192,620.14	

	25,109,115.26	42,404,667.97
	5,238,901.94	8,054,239.24
	15,037,870.78	14,141,697.07
	1,937,517.95	2,413,835.59
	223,194.67	354,800.21
	135,000.00	120,000.00
	411,872.11	
	925,382.27	589,346.93
	4,213,258.38	3,772,725.02
	8,619.85	1,308,329.57
	2,716,373.69	3,399,713.94
	13,676,193.91	2,429,896.16
	9,297,431.79	4,106,310.98
	78,930,732.60	83,095,562.68

65

	5,279,922.07	13,173,626.43
	3,209,092.08	4,549,832.06
	2,720,954.05	3,331,675.77
	394,404.07	600,893.50
	38,393.05	
	0.00	135,959.11
	125,858.13	277,660.24
	40,200.00	9,323.00
	45,200.00	
		1,337,340.16
	2,149,914.74	1,068,496.80
	14,003,938.19	24,484,807.07

66

	36,204,280.50	28,742,639.63
	763,087.23	772,606.03
	-33,167,851.39	-52,929,066.80
	2,213,062.76	2,552,993.28
	-130,982.36	424,450.52
	152,392.86	
	4,507,815.14	-21,981,589.40

67

	4,036,702.47	5,974,575.05
	126,294.32	98,738.30
	4,162,996.79	6,073,313.35

68

	-2,496,693.45	122,140.72
		1,058,384.66
	12,909.86	8,220.84
	17,248.79	942.68
	-2,466,534.80	1,189,688.90

69

--	--	--

70

71

	-443,878.36	-1,307,531.78
	-2,467,886.63	-1,380,396.68
	-2,911,764.99	-2,687,928.46

72

	-4,855,419.22	-10,853,861.26
	-65,634.88	
	-4,921,054.10	-10,853,861.26

73

	13,973.81	
	3,112,922.81	678,111.39
	3,126,896.62	678,111.39

74

	49,155.75		49,155.75
	124,865.20	430,526.05	124,865.20

	174,020.95	430,526.05	174,020.95
--	------------	------------	------------

								/
--	--	--	--	--	--	--	--	---

	277,840.16
	-4,883,728.44
	2,399,613.81
/	12,406.75
	-606,422.06
	-12,536,098.50
	-14,591,704.34

77

" 57 "

78

1

	3,061,534.46	5,219,448.43
	738,228.06	563,320.15
	53,465.11	0.00
	4,891,674.45	10,559,572.69
	601.84	0.00
	438,335.68	55,034,168.06
	1,231,370.59	7,597,295.11
	10,415,210.19	78,973,804.44

2

	375,275.57	4,629,554.72
	443,699.50	0.00
	84,213,654.59	136,128,489.66
	8,193.25	39,300,000.00
	4,022,983.43	8,860,597.05

	89,063,806.34	188,918,641.43
--	---------------	----------------

3

	0.00	0.00

4

	0.00	0.00

5

	0.00	67,499,400.00
	10,000,000.00	0.00
	10,000,000.00	67,499,400.00

6

	12,910,132.93	11,696,700.80
	0.00	18,795,297.08
	19,342,424.79	0.00
	32,252,557.72	30,491,997.88

79

1

1					
				-18,886,004.23	-10,518,951.57
				-7,832,819.09	13,541,789.72
				33,509,702.00	34,327,836.22
				3,473,135.29	14,235,088.05
				11,793,496.40	6,814,953.14
				5,366,342.35	5,974,957.21
	" "			-3,412,793.06	-782,715.46
		" "		56,526.80	0.00
		" "		0.00	0.00
	" "			31,979,663.13	454,341.39
	" "			2,492,354.52	-1,189,688.90
		" "		-6,023,197.07	-1,338,640.17
		" "		-13,496,821.68	-7,830,281.46
				181,473,221.15	21,823,979.11
	" "			55,073,055.82	3,007,696.71 ^{0.00,51}
	" "			-308,861,118.251 :	

00,51 "

2

3

4

	84,921,894.33	146,679,629.33
	5,634.25	4,410.60
	81,195,364.10	139,404,677.14
	3,720,895.98	7,270,541.59
	0.00	0.00
	0.00	0.00
	0.00	0.00
	3,938,550.00	0.00
	0.00	0.00
		0.00
	88,860,444.33	146,679,629.33
	135,853,691.63	143,732,057.99

80

" "

81

	34,190,742.97	
	239,610,595.11	
	29,193,432.50	
	101,662,948.66	
	404,657,719.24	

82

1

			31,247,008.68
	2,290,366.06	7.2258	16,549,727.08
	1,890,544.33	7.8771	14,892,006.74
	84,766.11	0.92198	78,152.66
	42,631,662.00	0.050094	2,135,590.48
	135,175.36	9.1432	1,235,935.35
	48,091.78	5.4721	263,163.03
	6,455.94	4.7992	30,983.35
			135,916,345.70
	15,334,125.49	7.2258	110,801,323.97
	2,056,412.70	7.8771	16,198,568.48
	0.00	0.92198	0.00
	49,218,255.00	0.050094	2,465,539.27
	480,707.56	9.1432	4,395,205.36
	298,480.17	5.4721	1,633,313.34
	3,571.40	4.7992	17,139.86
	3,148.81	0.4235	1,333.52
	85,578.77	1.9741	168,941.05
	119,639.43	1.9331	231,274.98
	2,339.17	0.6675	1,561.40

	1,195.64	1.7711	2,117.60
	96.38	0.2785	26.84
			6,572,926.60
	0.00	7.2258	0.00
	834,434.83	7.8771	6,572,926.60
	0.00	0.92198	0.00
			54,850,398.07
	1,597,703.89	7.2258	11,544,688.77
	5,058,919.15	7.8771	39,849,612.04
	10,000.00	0.92198	9,219.80
	68,808,190.00	0.050094	3,446,877.47
			40,712,711.93
	3,783,361.05	7.2258	27,337,810.28
	1,596,847.01	7.8771	12,578,523.58
	465,908.72	0.92198	429,558.52
	1,167,698.00	0.0501	58,501.67
	13,402.17	9.1432	122,538.72
	29,642.02	5.4721	162,204.10
	4,912.29	4.7992	23,575.06
			28,718,385.97
	3,318,603.81	7.2258	23,979,567.41
	279,400.85	7.8771	2,200,868.44
	36,478.45	0.92198	33,632.40
	10,176,870.00	0.050094	509,800.13
	104,151.15	9.1432	952,274.79
	159,184.77	5.4721	871,074.98
	17,635.33	4.7992	84,635.48
	4,282.72	0.4235	1,813.73
	1,006.59	1.9741	1,987.11
	9,813.30	5.3442	52,444.24
	164.68	1.9331	318.34
	8,500.00	0.2034	1,728.90
	141,000.00	0.1309	18,456.90
	33,200,000.00	0.00029	9,628.00
	100.00	1.5512	155.12
			5,688,893.22
	0.00	7.2258	0.00
	722,206.55	7.8771	5,688,893.22
			7,555,971.82
	0.00	7.2258	0.00
	698,341.40	7.8771	5,500,905.04
	41,024,210.00	0.050094	2,055,066.78

2

SacaPrecisionTechnologyS.r.l.			

DonatiS.r.l.		
Red Bud (HK) Limited		
Sunvalley (HK) Limited		
Profound Century Limited		
Spectrum Power Company Limited		
Sunvalley (HK) Technology Limited		
Paris Rhone (HK) Technology Limited		
Sunvalleytek International, Inc.		
Collections Corp.		
VAVA International Inc.		
ATI INC.		
TII INC.		
Sunvalley Japan Co.,Ltd		
FUT		
SENFREEDTECHNOLOGY LIMITED		
Evajoy SARL		
EURO-TECH Distribution		
ZBT International Trading GmbH		
SIG GmbH		

83

84

1

	1,089,126.42		1,089,126.42
2023	1,500.00		1,500.00
2022	15,000.00		15,000.00

2022	1,000,000.00		1,000,000.00
2022	6,677.00		6,677.00
	400,000.00		400,000.00
	180,000.00		180,000.00
	71.13		71.13
	1,030,000.00		1,030,000.00
	307,100.00		307,100.00
	4,227.92		4,227.92
	3,000.00		3,000.00
	4,036,702.47	-	4,036,702.47

2

85

1

1

--	--	--	--	--	--	--	--	--

2

5

6

2

1

1

				100.00%		
				100.00%		
				100.00%		
				100.00%		
				100.00%		
				100.00%		
				100.00%		
SacaPrecisionT echnologyS.r.l.				100.00%		
DonatiS.r.l.					80.00%	
				88.45%		
				100.00%		
					88.45%	
					88.45%	
					88.45%	
				100.00%		
Sunvalley HK Limited					88.45%	
Sunvalley (HK) Technology Limited					100.00%	
Sunvalleytek InternationalInc					88.45%	
ZBT International TradingGmbH					100.00%	
Sunvalley					100.00%	

JAPAN Co.Ltd	
PROFOUND	
CENTURYLI	100.00%
MITED	
	100.00%
Spectrum	
Power	
Company	100.00%
Limited	
	88.45%
RED BUD	
(HK)	100.00%
LIMITED	
SENFREEDTE	
CHNOLOGY	100.00%
LIMITED	
Evajoy SARL	100.00%
CELLECTION	
S CORP.	100.00%
Euro-tech	
Distribution	70.00%
VAVA	
INTERNATIO	
NAL INC.	100.00%
(US)	
	100.00%
	100.00%
	100.00%
	88.45%
	100.00%
SACA	

2

--	--	--	--	--

3

4

5

2

1

2

/	
--	
--	
/	
/	

3

1

20%

20%

2

	/	/

--		
--		

4

	/	/
	28,101,419.21	30,598,112.66
--	-2,496,693.45	122,140.72
--	-2,496,693.45	122,140.72

5

6

--	--	--	--

7

8

4

				/	

5

6

1

1

SacaPrecisionTechnologyS.r.l DonatiS.r.l ZBTInternationalTradingGmbH Euro-techDistribution EvajoySARL
SIG GmbH Sunvalley HK Limited SunvalleytekInternationalInc
PROFOUNDCENTURYLIMITED SpectrumPowerCompanyLimited Sunvalley (HK) Technology Limited

	13,302,435.00	13,302,435.00	100.00	
	44,018,028.36	38,276,876.14	86.96	

3

6+9

6+9

1

	--	--	--	--
2				0.00
3				0.00
			40,111,286.27	40,111,286.27
		14,999,965.88		14,999,965.88
		14,999,965.88	40,111,286.27	55,111,252.15
	--	--	--	--

2**3**

4

5

6

7

8

9

1

			1,050.00	21.71%	21.71%

2

1

3

3

	8

2

/

/

/

/	/	/	/	/	/	/
---	---	---	---	---	---	---

/

/

/	/	/	/	/	/	/
---	---	---	---	---	---	---

/

3

--	--	--	--

4

--	--	--	--	--

--	--	--	--	--

	21,000,000.00	2022	08	29	2027	08	28
	29,280,000.00	2021	11	10	2031	12	31
SKL	4,643,062.86	2022	11	10	2023	3	17
	2,707,749.37	2020	9	10	2023	9	10
	65,000,000.00	2023	3	1	2026	2	28
	201,950,000.00	2023	2	11	2026	2	10
	131,000,000.00	2020	1	1	2026	12	31
	105,000,000.00	2022	08	29	2027	08	28
	65,000,000.00	2023	5	09	2024	3	28
	83,250,000.00	2022	9	29	2025	9	28

		3,981,947.83	199,097.38	4,256,718.60	344,195.79
		23,048.86	1,152.45	0.00	0.00
		4,004,996.69	200,249.83	4,256,718.60	344,195.79
		0.00	0.00	245,000.00	0.00
		0.00	0.00	245,000.00	0.00

2

				118,383.09
			5,502,676.89	4,899,839.62
			109,816.26	0.00
			5,612,493.15	5,018,222.71
			0.00	7,229,400.00
			0.00	7,229,400.00
			459,127.33	0.00
			459,127.33	0.00

7**8****1**

		550,000.00
		0.00
		700,000.00
		3.49 / 23

--	--

1 2022

1 2022 4 22

2022

2022

2022

2022

2022

2022

2 2022 4 26

2022 5 5

2022

2022 5 10

2022

2022-054

3 2022 5 16

2021

2022

2022

www.cninfo.com.cn

2022

2022-056

4 2022 6 2

2022

2022

2022 6 2

2022 6 2

3.49 /

28

2,360.00

10

2,550.00

2,350.00

200.00

1,600.00

200.00

750.00

2 /

1

	12 24	20%
	24	40%

	36	
	36	40%
	48	

2

12

" "

	12	20%
	24	
	24	40%
	36	
	36	40%
	48	

3 /

1

2

4

1

11 —

22 —

/

/

/

2

2,350.00

1,600.00

750.00

6,070.22

/

2022 -2025

		2022	2023	2024	2025
	4,032.00	1,075.20	1,747.20	940.8	268.8
	2,038.22	535.28	877.57	483.83	141.53
	6,070.22	1,610.48	2,624.77	1,424.63	410.33

1

2

3

4

5

1 2022 12 30

2022

300,000

2023 4 20

2022

400,000

2 2023 5 12
2022

2023 6 14
2023-098

2022

1

10.00

7

55.00 3.22 /

2023 6 16

70

55

15

2

	BS
	32,593,197.11
	14,561,443.91

3

4

5

1

1	3,128,998.78	21,684,565.27
2	1,983,687.21	17,263,061.88
3	1,139,326.26	14,039,418.39
	0.00	0.00
	6,252,012.25	52,987,045.54

2

1

:

	/	/			
1		Sunvalley E-commerce(H K) Limited	2022 03 4399		104,333.66
2		Sunvalley E-commerce HK Limited	2022 03 6322		6,975.64
3			2022 0304 29488		2,148.75
4	Council for Education and Research on Toxics	Sunvalleytek International, Inc STK 74	21STCV39713	Superior Court of this State of California	2500
5	David OH	Sunvalleytek International, Inc STK	Civil Action No. 5:22-cv-00866		3,554.30
6	Sunvalleytek International, Inc STK		Case Number 01- 22-0004-3957	AAA	3,737.73
7					3,851.58

" " " " " " " " " " " " " " " "

" " " " " "

2

3

1

--	--	--	--

2

3

4

1

1

--	--	--	--

2

--	--	--

2

3

1

2

4

5

--	--	--	--	--	--	--

6

1

2

2

--	--	--	--	--

405,584,771.43	460,516,460.87		-17,026,856.42	849,074,375.88
328,782,474.56	288,143,881.50		-12,901,671.54	604,024,684.52
53,695,979.46	139,505,842.02	30,608,839.83	-175,555.24	223,635,106.07
23,830,184.70	13,216,694.94	-60,836,958.57	-9,687,629.64	-33,477,708.57
2,054,163,690.22	648,475,825.50	674,257.31	-737,980,948.88	1,965,332,824.15

	1,196,187,459.62	568,332,953.72	797,073.08	71,911,260.62	1,837,228,747.04
--	------------------	----------------	------------	---------------	------------------

3

4

7

2020	11	30	PUBLICFINANCESDIRECTORATEGENERAL						
Sunvalley(HK)Limited			2015	1	2019	8	VAT		
495.0891		2023	6	30	3,899.87	2018			
	27					13.5			
	:	4							
	"		2018	12	31	460.01	2023	6	
30		3,623.54		27		2019	1-8		
35.07		2022	12	31	276.33		2023	6	30

8

1

1

	12,839,5 33.94	6.07%	12,839,5 33.94	100.00%	0.00	12,507,3 13.02	6.39%	12,507,3 13.02	100.00%	0.00



12,839,5	6.07%	12,839,5	100.00%	0.00	12,507,3	6.39%	12,507,3	100.00%	0.00
33.94		33.94			13.02		13.02		

	95,892,150.11	9,274,621.47	9.67%
1	80,792,308.26	1,365,390.00	1.69%
1 2	5,878,372.24	845,897.77	14.39%
2 3	1,007,395.86	394,596.96	39.17%
3 4	5,576,820.68	4,031,483.67	72.29%
4 5	2,637,253.07	2,637,253.07	100.00%
5			
	102,800,609.79		
Donati srl	2,531,693.00		
	1,347,879.20		
	4,382,298.92		
	39,138,260.46		
	6,119,986.70		
	49,280,491.51		
	198,692,759.90	9,274,621.47	

1	1	182,934,118.05
1	2	5,878,372.24
2	3	1,666,195.86
3		21,053,607.69
3	4	5,576,820.68
4	5	12,184,072.50
5		3,292,714.51
		211,532,293.84

2

	12,507,313.02	332,220.92			12,839,533.94
	8,565,382.76	709,238.72			9,274,621.48

	21,072,695.78	1,041,459.64				22,114,155.42
--	---------------	--------------	--	--	--	---------------

--	--	--	--	--

3

--	--

--	--	--	--	--	--

4

	49,280,491.51	23.30%	0.00
1	40,525,095.40	19.16%	684,874.11
	39,138,260.46	18.50%	0.00
2	9,546,819.43	4.51%	9,546,819.43
	6,119,986.70	2.89%	0.00
	144,610,653.50	68.36%	

5

6

2

	27,136,967.08	20,363,514.67
	27,136,967.08	20,363,514.67

1

1

--	--	--

2

--	--	--	--	--

3

2

1

()		
-----	--	--

2

1

()				
-----	--	--	--	--

3

3

1

	25,324,745.68	16,980,604.29
	0.00	1,170,130.33
	848,201.60	1,273,201.60
	22,550.00	105,319.95
	227,148.45	244,244.56
	2,488,348.52	2,589,214.56
	28,910,994.25	22,362,715.29

2

	12	()	()	
2023 1 1		1,154,604.67	844,595.95	1,999,200.62
2023 1 1				
		133,654.50		133,654.50
			91,518.95	91,518.95
				0.00
2023 6 30		1,020,950.17	753,077.00	1,774,027.17

1 1		23,051,728.88
1 2		915,294.83
2 3		860,961.50
3		4,083,009.04
3 4		1,765,713.64
4 5		598,836.50
5		1,718,458.90
		28,910,994.25

3

	844,595.95			91,518.95		753,077.00
	1,154,604.67		133,654.50			1,020,950.17
	1,999,200.62		133,654.50	91,518.95		1,774,027.17

--	--	--

4

		91,518.95

		75,152.00			
		7,977.00			
		4,718.95			
(3,671.00			
		91,518.95			

5

		8,806,000.00	1	30.46%	
		7,379,410.79	1	25.52%	

		3,147,821.04	2-3 4-5	3-4 5	10.89%
		3,041,050.86	1		10.52%
		2,010,917.41	1		6.96%
		24,385,200.10			84.35%

6

--	--	--	--	--	--

7

8

3

	1,889,627,231. 43	679,972,398.07	1,209,654,833. 36	1,881,240,622. 61	679,972,398.07	1,201,268,224. 54
	0.00	0.00	0.00	0.00	0.00	0.00
	1,889,627,231. 43	679,972,398.07	1,209,654,833. 36	1,881,240,622. 61	679,972,398.07	1,201,268,224. 54

1

	315,744,800. 00	598,500.00			316,343,300. 00	

REPORT

Saca
Precision
Technology
S.r.l. 2


0.00				
23,978,352.0			23,978,352.0	
0			0	
856,545,072.54	4,583,233.82		861,128,306.36	679,972,398.07

0.00				
1,000,000.00			1,000,000.00	
4,000,000.00	3,000,000.00		7,000,000.00	
	204,875.00		204,875.00	

1,:



III □



1

	5,399,471.94	
	4,036,702.47	
	-52,363,334.30	
	30,158.65	
	-958,350.88	
	21,018.48	
	-4,553,596.46	
	26,499.28	
	-39,307,236.46	

1 —

2

		/	/
	-17.84%	-0.0559	-0.0559
	16.17%	0.0507	0.0507

3

1

2

3

4