



2024

2024-073

2024 8

(

)

3 —

4 —

“

”

—

”

.....2

.....6

.....9

.....23

.....25

.....27

.....36

.....41

.....41

.....42

| | | |
|----------------|--|--------------------------------------|
| | | |
| | | |
| | | |
| | | |
| | | |
| | | |
| | | |
| | | |
| | | |
| | | |
| | | |
| STL | | Sunvalley HK Technology Limited |
| ZBT | | ZBT International Trading GmbH |
| SVJ | | SUNVALLEY JAPAN Co.,Ltd |
| Donati | | Donati S.r.l. |
| SKL | | Sunvalley HK Limited |
| | | SKL |
| | | SKL |
| STK | | Sunvalleytek International, Inc. SKL |
| | | |
| | | |
| | | |
| | | |
| | | |
| | | 2024 1 1 2024 6 30 |
| | | 2023 1 1 2023 6 30 |
| | | |
| | | |
| ORACLE ERP ERP | | |
| | | |
| | | |
| | | |

| | | | |
|--|--|--|--|
| | | | 300464 |
| | | | |
| | | | |
| | | | |
| | | | |
| | | | Guangdong SACA Precision Manufacturing Co., Ltd. |
| | | | SACA |
| | | | |

| | | |
|--|--|---------------|
| | | |
| | | |
| | | |
| | | 3 |
| | | 0757-26332400 |
| | | 0757-26326798 |
| | | sec@sh-abc.cn |

1


2023

2

2023

3

2023



12,968,231.92

-7,501,431.73

3,998,109.67

52,977.18

181,556.10



3 ——— " "

4 ——— " "

1

? ± J5jñ0
i

2

3

4

3

"

"

2015

Oracle

OA

3

3

AI

/

4 AI

2024 ChatGPT Sora AI

AI

AI

AI

5

3

B2C

B2B

4

1

Wayfair

Costco

2

Wayfair

B2C

| | 2024 1-6 | | 2023 1-6 | | |
|--|----------------|---------|----------------|---------|---------|
| | | | | | |
| | 117,166,729.56 | 38.82% | 262,029,045.30 | 56.90% | -55.28% |
| | 15,666,416.83 | 5.19% | 26,290,126.35 | 5.71% | -40.41% |
| | 23,688,011.51 | 7.85% | 24,202,536.73 | 5.26% | -2.13% |
| | 16,224,357.31 | 5.38% | 7,942,844.21 | 1.72% | 104.26% |
| | 129,047,393.52 | 42.76% | 140,051,908.28 | 30.41% | -7.86% |
| | 301,792,908.73 | 100.00% | 460,516,460.87 | 100.00% | -34.47% |

3

| | 2024 1-6 | | 2023 1-6 | | |
|--|----------|--|----------|--|--|
| | | | | | |
| | | | | | |

| | | | | | |
|--|----------------|---------|----------------|---------|---------|
| | 121,063,283.45 | 40.11% | 178,161,868.88 | 38.69% | -32.05% |
| | 65,907,686.95 | 21.84% | 61,759,797.33 | 13.41% | 6.72% |
| | 37,718,722.18 | 12.50% | 58,037,634.29 | 12.60% | -35.01% |
| | 30,426,319.72 | 10.08% | 137,537,823.97 | 29.87% | -77.88% |
| | 5,657,965.39 | 1.87% | 9,285,990.00 | 2.02% | -39.07% |
| | 3,999,715.95 | 1.33% | 5,122,784.14 | 1.11% | -21.92% |
| | 36,819,738.70 | 12.20% | 10,135,520.73 | 2.20% | 263.27% |
| | 199,476.39 | 0.07% | 475,041.53 | 0.10% | -58.01% |
| | 301,792,908.73 | 100.00% | 460,516,460.87 | 100.00% | -34.47% |

4

| | 2024 1-6 | | 2023 1-6 | | |
|--|----------------|---------|----------------|---------|---------|
| | | | | | |
| | 171,673,340.53 | 56.88% | 293,154,522.50 | 63.66% | -41.44% |
| | 130,119,568.20 | 43.12% | 167,361,938.37 | 36.34% | -22.25% |
| | 301,792,908.73 | 100.00% | 460,516,460.87 | 100.00% | -34.47% |

5

1

2024 1-6

10,156.48

3,544.9

| | | | |
|---|---|---------------|--------|
| | | | |
| 1 | 1 | 9,946,969.42 | 9.79% |
| 2 | 2 | 7,152,703.66 | 7.04% |
| 3 | 3 | 7,063,764.52 | 6.95% |
| 4 | 4 | 6,339,908.85 | 6.24% |
| 5 | 5 | 4,945,609.66 | 4.87% |
| | | 35,448,956.11 | 34.89% |

2

3

FBA

SKU

SKU

6

1

ERP

2

B2C

"

+

"

FBA

2B

3

2024 1-6

882.53

11.43%

3,341.52

14.07%

7

"

" " 4

" " 3

"

1

FANUC

CNC

K3

M3

CBZ

334

38

2

" SH-ABC"

17mm 53mm
40mm 45° 270°

10kg 100kg
26mm 35mm

3

STANLEY HAFELE FGV

4

ERP PLM OA MES ORACLE ERP Siemens PLM
ERP EDI EDI
ERP ERP

5

"

"

| | | | | |
|--|----------------|----------------|----------|--|
| | | | | |
| | 801,368,664.90 | 849,074,375.88 | -5.62% | |
| | 613,633,737.36 | 604,024,684.52 | 1.59% | |
| | 87,777,848.11 | 126,192,620.14 | -30.44% | |
| | 61,947,067.41 | 78,930,732.60 | -21.52% | |
| | 9,925,297.86 | 4,507,815.14 | 120.18% | |
| | 9,796,890.46 | -14,591,704.34 | -167.14% | |
| | 19,997,425.33 | 14,003,938.19 | 42.80% | |
| | 22,894,148.43 | -30,716,566.55 | -174.69% | |
| | -23,847,237.73 | -10,342,128.34 | -147.89% | |
| | -30,302,421.84 | -18,311,576.80 | 64.35% | |
| | -27,777,641.54 | -57,819,185.00 | 49.34% | |

10%

| | | | | | | |
|--|----------------|----------------|--------|---------|---------|---------|
| | | | | | | |
| | | | | | | |
| | 416,691,491.61 | 338,294,586.02 | 18.81% | 35.02% | 38.04% | -1.78% |
| | 121,063,283.45 | 82,491,609.39 | 31.86% | -32.05% | -27.60% | -4.19% |
| | 65,907,686.95 | 47,345,494.82 | 28.16% | 6.72% | 16.63% | -6.11% |
| | 37,718,722.18 | 26,211,885.16 | 30.51% | -35.01% | -32.94% | -2.14% |
| | 30,426,319.72 | 23,290,598.94 | 23.45% | -77.88% | -70.57% | -19.01% |

| | | | |
|--|---------------|--------|--|
| | | | |
| | 10,367,516.40 | 51.38% | |
| | 4,938,849.79 | 24.47% | |

| | | | | |
|--|--------------|--------|--|--|
| | 8,633,767.46 | 42.78% | | |
|--|--------------|--------|--|--|

1

| | 191,230,862.68 | 10.68% | 204,235,021.78 | 10.28% | 0.40% |
|--|----------------|--------|----------------|--------|--------|
| | 336,468,093.99 | 18.79% | 271,006,662.07 | 13.64% | 5.15% |
| | 211,221,252.67 | 11.80% | 260,649,814.85 | 13.12% | -1.32% |
| | 25,931,784.24 | 1.45% | 28,580,823.09 | 1.44% | 0.01% |
| | 379,695,622.14 | 21.21% | 405,676,458.41 | 20.42% | 0.79% |
| | 12,475,171.06 | 0.70% | 8,421,189.75 | 0.42% | 0.28% |
| | 2,382,668.42 | 0.13% | 3,870,316.51 | 0.19% | -0.06% |
| | 304,757,794.30 | 17.02% | 233,861,084.45 | 11.77% | 5.25% |
| | 21,252,927.33 | 1.19% | 20,211,844.36 | 1.02% | 0.17% |
| | 95,482,014.88 | 5.33% | 79,546,637.83 | 4.00% | 1.33% |
| | 1,224,258.89 | 0.07% | 2,289,214.14 | 0.12% | -0.05% |
| | 14,878,519.29 | 0.83% | 26,589,308.12 | 1.34% | -0.51% |
| | 13,322,992.54 | 0.74% | 106,147,286.43 | 5.34% | -4.60% |
| | 44,605,587.48 | 2.49% | 61,565,446.30 | 3.10% | -0.61% |
| | 3,771,791.06 | 0.21% | 10,685,408.60 | 0.54% | -0.33% |
| | 100,414,159.12 | 5.61% | 142,170,705.51 | 7.16% | -1.55% |
| | 4,411,005.03 | 0.25% | 17,145,043.86 | 0.86% | -0.61% |
| | 135,079,869.66 | 7.55% | 220,366,927.45 | 11.09% | -3.54% |
| | 20,086,525.34 | 1.12% | 98,365,443.83 | 4.95% | -3.83% |
| | 159,791,594.88 | 8.93% | 141,466,652.49 | 7.12% | 1.81% |
| | 60,002,359.29 | 3.35% | 116,520,803.36 | 5.87% | -2.52% |

2

| SacaPrecision Technology S.r.l. | | 82,973,369.29 | | | | | 8.51% |
|--|--|----------------|--|--|--|--|--------|
| Sunvalley (HK) Technology Limited | | 424,610,117.36 | | | | | 50.47% |

| | | | | | | | | |
|-------------------------------|--|---------------|--|--|--|--|-------|--|
| Euro- techDistributi on | | 59,951,767.47 | | | | | 4.97% | |
| | | | | | | | | |

3

| | | |
|---------------|---------------|---------|
| | | |
| 11,291,664.59 | 18,738,427.12 | -39.74% |

2

3

4

| | | | | | | | | | |
|--|-------------------|-----------|------------------|-------------------|-------------------|-----------|--|-------------------|----|
| | | | | | | | | | |
| | 11,725,87 2.00 | 51,000.60 | 1,119,298 .88 | 47,348,90 9.80 | 39,813,03 7.80 | 48,323.33 | | 18,706,17 1.48 | |
| | 11,725,87 2.00 | 51,000.60 | 1,119,298 .88 | 47,348,90 9.80 | 39,813,03 7.80 | 48,323.33 | | 18,706,17 1.48 | -- |

5

6

1

2

3

1

2

10%

| Saca Precision Technology S.r.l. | | | 2,402.20 | 8,297.34 | 5,172.75 | 7,347.69 | 985.79 | 574.16 |
|-----------------------------------|--|---|-----------|------------|-----------|-----------|----------|----------|
| | | | 31,500.00 | 103,231.80 | 42,460.08 | 31,962.92 | 3,040.87 | 2,646.94 |
| | | (| | | | | | |
| | |) | | | | | | |
| Sunvalley (HK) Technology Limited | | | 1 | 42,461.01 | 30,673.74 | 8,128.39 | -66.22 | 92.39 |

| | | | | | | | | |
|-----------------------|--|--|-------|----------|----------|----------|---------|---------|
| Euro-techDistribution | | | 15.77 | 5,995.18 | 3,021.51 | 5,858.56 | -113.42 | -141.21 |
|-----------------------|--|--|-------|----------|----------|----------|---------|---------|

| | | |
|----------------------------------|--|--|
| | | |
| Rexmeo Limited Liability Company | | |
| NOURISH STAR HK LIMITED | | |
| Sunvalley HK Limited | | |
| | | |
| Sunvallettek International Inc. | | |
| | | |

1

50%

2

3

" "

4

5

2024 6 30

33,055.65

6

2021

2021-031

2024-004

2024-006

2022 1 26

2022-004

| 2024 04 30 | " " www.ir- online.cn | | | 2023 | | |
|---------------|-----------------------------|--|--|------|--|--|

"

"

"

"

1

| 2024 | | 38.45% | 2024 01 08 | 2024 01 08 | http://www.cninfo.com.cn 2024 2024-001 |
|------|--|--------|------------|------------|--|
| 2023 | | 38.68% | 2024 05 15 | 2024 05 15 | http://www.cninfo.com.cn 2023 2024-056 |

2

2023

1

1 2024 1 8
 2 2024 4 22
 2022

2024-002

2

6,132,000
 2022

3,000,000
 2024-012

3 2024 5 15

2023

2022

2024-

057

2

3

| | | | | | |
|--|--|--|--|--|--|
| | | | | | |
| | | | | | |

“ ”

“ ”

"

"

"

"

| | | | | | | | |
|-----|--|--|-----|-----|-----|--|--|
| () | | | () |) (| () | | |
|-----|--|--|-----|-----|-----|--|--|

| | | | | | | | |
|-----------------------------------|-----------|--|--|--|--|---------------|--|
| Sunvalley E-commerce (HK) Limited | 3,598.1 | | | | | 2023 07 21 | 2022-049 2023-120 |
| 2021 0391 7251 2 | | | | | | | |
| Sunvalley E-commerce(H K) Limited | 94,694.72 | | | | | 2024 05 29 | 2022-049 2022-101 2024-061 |
| 2022 03 4399 | | | | | | | |
| Sunvalley E-commerce HK Limited | 6,975.64 | | | | | 2022 09 28 | 2022-004 2022-169 |
| 2022 03 6322 | | | | | | | |
| Sunvalley E-commerce HK Limited | 7,287.15 | | | | | 2023 11 06 | 2021-029 2021-081 2021-094 2021-108 2022-080 2023-009 2023-157 |
| 2023 03 6615 3 | | | | | | | |
| | 0 | | | | | 2024 05 29 | 2023- 159 |

| | | | | | | | |
|---|-----------|--|--|----------|--------|------------------|----------------------|
| 0309 2023 12531 4 | | | | | | | 2024-061 |
| 2024 3320 03 | 24,250.53 | | | | | 2024 09 04 | 2024-009 |
| Sunvalley E-commerce HK Limited 2024 06 65 | 8,911.34 | | | | | 2024 06 06 | 2024-062 |
| 2022 1630 0309 | 2,164.65 | | | | | 2023 28 04 | 2022-049 2023-057 |
| 2022 2821 | 2,303.94 | | | 2,303.94 | 804.26 | 2023 28 04 | 2022-129 2023-057 |
| STK | 1,764.87 | | | 248.27 | | 2023 16 02 | 2023-005 |

1 " " " " " " " " " " " " " " " "

" " " " " "

2 2024 6 30

3 2023 03 6615 2021 03 98

4

| | | | | | | | |
|-----|----------|--|-----|-----|-----|--|--|
| () | | | () | () | () | | |
| | 1,308.50 | | / | | | | |

| | | | | | | | |
|---|----------|--|---|--|-------|--|--|
| | | | | | | | |
| 1 | | | | | | | |
| / | 2,207.68 | | / | | 86.85 | | |
| 2 | | | | | | | |

1

2

/


1**2****3****4**

| | | | | | | | |
|---|-------------------------|--|--|---------------------------------------|---|--------|---------------------|
| 1 | SUNVALLEY JAPAN Co.,Ltd | | | 11 | 2 | 132.23 | 2023.5.1-2025.4.30 |
| 2 | | | | 1063 A303.A318.A319.A320.A341.A828 | | 3774 | 2023.4.20-2026.4.30 |

10%

10%

2



04 5 300

2023 04 24 5,000 2024 01 23 1,100

4

ž

423

| | | | | | | | | | |
|--|---------------|--------|---------------|-------|--|--|--|---|--|
| | | | | | | | | | |
| | 2022 04 26 | 13,500 | 2022 09 29 | 1,275 | | | | 6 | |
| | 2023 04 24 | 13,500 | 2023 07 24 | 2,000 | | | | 4 | |
| | 2023 04 24 | 13,500 | 2023 12 15 | 860 | | | | 4 | |
| | 2023 04 24 | 13,500 | 2024 03 13 | 1,600 | | | | 4 | |
| | 2024 04 22 | 13,500 | 2024 04 23 | 1,500 | | | | 4 | |
| | 2024 04 22 | 13,500 | 2024 06 13 | 1,000 | | | | 4 | |
| | 2024 04 22 | 13,500 | 2024 06 19 | 1,000 | | | | 4 | |
| | 2021 04 22 | 3,000 | 2021 12 21 | 984 | | | | 6 | |
| | 2022 04 26 | 3,000 | 2022 04 28 | 880 | | | | 6 | |
| | 2023 04 24 | 3,000 | 2024 01 23 | 800 | | | | 4 | |
| | 2023 04 24 | 26,000 | 2024 03 27 | 726 | | | | 4 | |
| | 2022 04 26 | 26,000 | 2024 02 26 | 4,397 | | | | 4 | |

| | | | | | | | | | | |
|----------|---------------|--------|---------------|-------|--------|--|--|---|--|--|
| | | | | | | | | | | |
| | 2023 04 24 | 26,000 | 2024 03 08 | 2,878 | | | | 4 | | |
| B1 | | 60,000 | B2 | | 16,001 | | | | | |
| B3 | | 60,000 | B4 | | 24,995 | | | | | |
| | | | | | | | | | | |
| | | | | | | | | | | |
| A1+B1+C1 | | 60,000 | A2+B2+C2 | | 16,001 | | | | | |
| A3+B3+C3 | | 60,000 | A4+B4+C4 | | 24,995 | | | | | |
| A4+B4+C4 | | | 41.13% | | | | | | | |
| | | | | | | | | | | |
| 70% E | | | 9,939 | | | | | | | |
| D+E+F | | | 9,939 | | | | | | | |

3

| | | | | | | | | | | |
|--|--|--|--|--|--|--|--|--|--|--|
| | | | | | | | | | | |
|--|--|--|--|--|--|--|--|--|--|--|

4

2024 1 11
2024 1 31

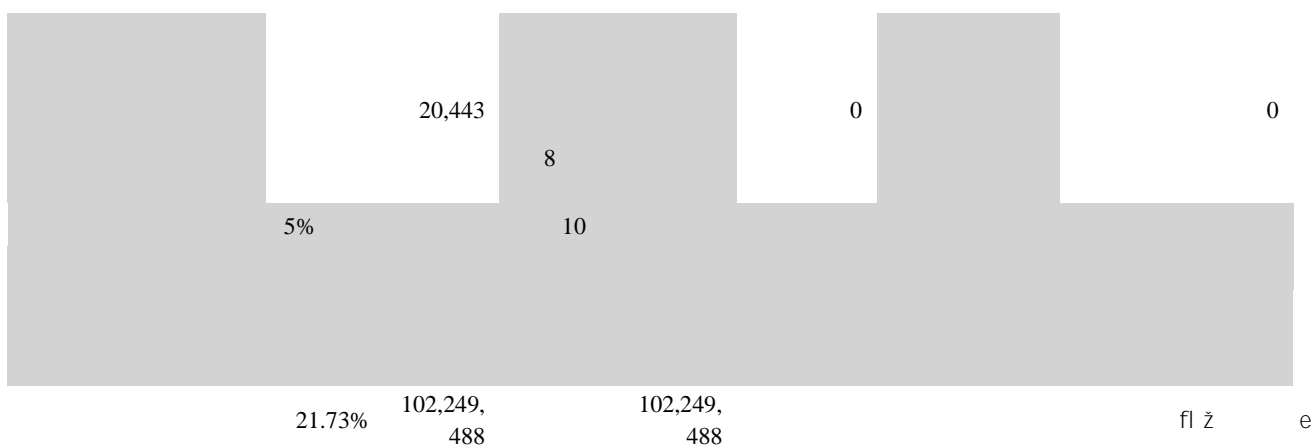
2024-004
2024-006

1

| | 148,144,236 | 31.48% | | | | | | 148,144,236 | 31.48% |
|---|-------------|---------|--|--|--|--|--|-------------|---------|
| 1 | | | | | | | | | |
| 2 | | | | | | | | | |
| 3 | 41,910,820 | 8.91% | | | | | | 41,910,820 | 8.91% |
| | 11,792,416 | 2.51% | | | | | | 11,792,416 | 2.51% |
| | 30,118,404 | 6.40% | | | | | | 30,118,404 | 6.40% |
| 4 | 106,233,416 | 22.57% | | | | | | 106,233,416 | 22.57% |
| | 3,983,928 | 0.85% | | | | | | 3,983,928 | 0.85% |
| | 102,249,488 | 21.73% | | | | | | 102,249,488 | 21.73% |
| | 322,465,427 | 68.52% | | | | | | 322,465,427 | 68.52% |
| 1 | 322,465,427 | 68.52% | | | | | | 322,465,427 | 68.52% |
| 2 | | | | | | | | | |
| 3 | | | | | | | | | |
| 4 | | | | | | | | | |
| | 470,609,663 | 100.00% | | | | | | 470,609,663 | 100.00% |

| | | | | |
|------|-------------------|-------------------|------|-----------------------|
| 1 | 2022 | " | " | 3 |
| | | 976,000 | | 2023 10 24 2023 12 20 |
| | www.cninfo.com.cn | | 2022 | |
| | 2023-150 | 2022 | | 2023-163 |
| | 470,609,663 | 469,633,663 | | |
| 2 | 2 | | | |
| | | | | 6,132,000 |
| 2024 | 4 23 | www.cninfo.com.cn | | 2022 |
| | | 2024-012 | | |
| | 469,633,663 | 463,501,663 | | |
| 1 | 2 | | | 470,609,663 |

2



| | | | | | | | | |
|---------------------------------------|----|--------|------------|---------------|------------|------------|-------------|------------|
| | | 4.85% | 22,813,383 | | 15,081,292 | 7,732,091 | | 22,813,383 |
| | | 3.75% | 17,655,700 | | | 17,655,700 | | |
| | | 1.96% | 9,235,500 | 9035500 | | 9,235,500 | | |
| | | 1.82% | 8,557,100 | 113800 | 1,200,000 | 7,357,100 | | 7,000,000 |
| 3 | | 1.69% | 7,958,601 | - 11541399 | | 7,958,601 | | |
| | | 1.01% | 4,749,700 | | 4,749,700 | | | |
| | | 0.86% | 4,047,100 | | 200 | 4,047,100 | | |
| SUNVALLEY E COMMERCE HK LIMITED | | 0.85% | 3,983,928 | | 3,983,928 | | | |
| 10 | 3 | | | | | | | |
| | | 1 2 | | " " | | " " | SUNVALLEY E | |
| | / | | | | | | | |
| 10 | 11 | | | | | | | |
| | | 10 | | | | | | |
| | | | | | | | | |
| | | | | | | 80,127,735 | | 80,127,735 |

| | | | | |
|----|----|------------|------------|------------|
| | | 17,655,700 | | 17,655,700 |
| | | 9,235,500 | | 9,235,500 |
| | | 7,958,601 | | 7,958,601 |
| 3 | | 7,732,091 | | 7,732,091 |
| | | 7,357,100 | | 7,357,100 |
| | | 4,047,100 | | 4,047,100 |
| | | 3,404,010 | | 3,404,010 |
| | | 3,367,180 | | 3,367,180 |
| | | 3,081,800 | | 3,081,800 |
| 10 | 10 | | | |
| 10 | | | | |
| 10 | | | 67,127,735 | |
| | | 13,000,000 | 80,127,735 | |
| | | | 1,918,100 | |
| 4 | | 1,449,080 | 3,367,180 | |

5%

10

10

10

10

/

10

10

10

10

80%

2023

1

2024 06 30

| | | |
|--|----------------|----------------|
| | | |
| | | |
| | 191,230,862.68 | 204,235,021.78 |
| | | |
| | | |
| | 7,651,000.60 | |
| | | |
| | 10,947,123.61 | 12,471,493.96 |
| | 336,468,093.99 | 271,006,662.07 |
| | 38,059,729.41 | 38,564,159.42 |
| | 14,878,519.29 | 26,589,308.12 |
| | | |
| | | |
| | | |
| | 13,322,992.54 | 106,147,286.43 |
| | | |
| | | |
| | | |
| | 211,221,252.67 | 260,649,814.85 |
| | | |
| | | |
| | | |
| | | |
| | 46,498,661.74 | 42,336,859.41 |
| | 870,278,236.53 | 962,000,606.04 |
| | | |

| | | |
|--|------------------|------------------|
| | | |
| | | |
| | | |
| | | |
| | 25,931,784.24 | 28,580,823.09 |
| | | |
| | 11,055,170.88 | 11,119,298.88 |
| | | |
| | 379,695,622.14 | 405,676,458.41 |
| | 12,475,171.06 | 8,421,189.75 |
| | | |
| | | |
| | 2,382,668.42 | 3,870,316.51 |
| | 44,605,587.48 | 61,565,446.30 |
| | | |
| | | |
| | 335,201,843.54 | 335,201,843.54 |
| | 3,771,791.06 | 10,685,408.60 |
| | 100,414,159.12 | 142,170,705.51 |
| | 4,411,005.03 | 17,145,043.86 |
| | 919,944,802.97 | 1,024,436,534.45 |
| | 1,790,223,039.50 | 1,986,437,140.49 |
| | | |
| | 304,757,794.30 | 233,861,084.45 |
| | | |
| | | |
| | | |
| | 135,079,869.66 | 220,366,927.45 |
| | 277,357,988.85 | 404,013,941.00 |
| | | |
| | 21,252,927.33 | 20,211,844.36 |
| | | |
| | | |
| | | |
| | 20,744,014.58 | 20,422,951.62 |
| | 20,086,525.34 | 98,365,443.83 |
| | 159,791,594.88 | 141,466,652.49 |
| | | |
| | | |

| | | |
|--|-------------------|-------------------|
| | | |
| | | |
| | | |
| | 51,768,168.14 | 46,548,751.70 |
| | 6,036,227.28 | 4,911,958.24 |
| | 996,875,110.36 | 1,190,169,555.14 |
| | | |
| | | |
| | 95,482,014.88 | 79,546,637.83 |
| | | |
| | | |
| | 1,224,258.89 | 2,289,214.14 |
| | 1,164,986.35 | 1,115,629.95 |
| | | |
| | 60,002,359.29 | 116,520,803.36 |
| | 7,348,158.75 | 8,290,742.43 |
| | 2,395,496.77 | 2,878,322.43 |
| | 0.00 | |
| | 167,617,274.93 | 210,641,350.14 |
| | 1,164,492,385.29 | 1,400,810,905.28 |
| | | |
| | 467,337,663.00 | 470,609,663.00 |
| | | |
| | | |
| | 1,550,134,850.72 | 1,575,685,936.24 |
| | 41,666,840.00 | 53,032,120.00 |
| | -30,969,396.46 | -81,722,388.77 |
| | | |
| | 26,928,612.04 | 26,928,612.04 |
| | | |
| | -1,363,997,696.05 | -1,373,346,330.44 |
| | 607,767,193.25 | 565,123,372.07 |
| | 17,963,460.96 | 20,502,863.14 |
| | 625,730,654.21 | 585,626,235.21 |
| | 1,790,223,039.50 | 1,986,437,140.49 |

2

| | | |
|--|----------------|----------------|
| | | |
| | | |
| | 126,065,353.33 | 109,739,637.49 |
| | 3,614,693.90 | |

| | | |
|--|------------------|------------------|
| | | |
| | 2,153,452.58 | 7,109,936.84 |
| | 243,602,928.81 | 174,115,734.45 |
| | 1,930,556.08 | 7,234,692.64 |
| | 159,401,186.28 | 154,512,938.19 |
| | 27,107,919.20 | 37,549,286.03 |
| | | |
| | | |
| | 20,268,210.97 | 24,144,490.45 |
| | | |
| | | |
| | | |
| | | |
| | 584,144,301.15 | 514,406,716.09 |
| | | |
| | | |
| | | |
| | 1,507,341,023.58 | 1,486,023,303.66 |
| | | |
| | | |
| | 81,216,984.10 | 116,572,881.08 |
| | 3,685,389.42 | 3,763,610.82 |
| | | |
| | | |
| | | |
| | 10,407,177.84 | 10,256,024.23 |
| | | |
| | | |
| | | |
| | 37,919,858.47 | 38,942,132.37 |
| | 1,439,697.29 | 1,682,632.79 |
| | 1,642,010,130.70 | 1,657,240,584.95 |
| | 2,226,154,431.85 | 2,171,647,301.04 |
| | | |
| | 107,115,280.35 | 105,170,469.44 |
| | | |
| | | |

| | | |
|--|----------------|----------------|
| | 115,574,692.50 | 108,527,498.28 |
| | 279,178,774.16 | 265,675,092.16 |
| | 4,719,986.20 | 3,829,546.49 |
| | 4,117,240.71 | 5,382,556.06 |
| | 3,440,115.65 | 1,108,446.89 |
| | 359,754,774.67 | 327,507,772.64 |
| | 10,425,000.00 | 17,960,000.00 |
| | 183,205.98 | 343,529.12 |
| | 884,509,070.22 | 835,504,911.08 |
| | 49,814,847.92 | 35,4 |

2024

2023


2022

1


5

| | | |
|-----|----------------|----------------|
| | 801,368,664.90 | 849,074,375.88 |
| | | |
| | | |
| | | |
| | 788,653,672.19 | 830,866,405.65 |
| | 613,633,737.36 | 604,024,684.52 |
| | | |
| | | |
| | | |
| | | |
| | | |
| | 2,852,066.99 | 3,206,615.06 |
| | 87,777,848.11 | 126,192,620.14 |
| | 61,947,067.41 | 78,930,732.60 |
| | 12,517,654.46 | 14,003,938.19 |
| | 9,925,297.86 | 4,507,815.14 |
| | 12,030,405.34 | 36,204,280.50 |
| | 472,686.98 | 763,087.23 |
| | 1,158,567.29 | 4,162,996.79 |
| " " | 10,367,516.40 | -2,466,534.80 |
| | -2,649,038.85 | -2,496,693.45 |
| | | |
| " " | | |
| " " | | |
| " " | 51,000.60 | |
| " " | 1,056,353.84 | -2,911,764.99 |
| " " | -1,483,986.59 | -4,921,054.10 |
| " " | 10,415.71 | 3,126,896.62 |
| " " | 23,874,859.96 | 15,198,509.75 |
| | 4,938,849.79 | 174,020.95 |
| | 8,633,767.46 | 48,850,239.27 |
| " " | 20,179,942.29 | -33,477,708.57 |

| | | | |
|----|------|---------------|----------------|
| | | 9,796,890.46 | -14,591,704.34 |
| | " —" | 10,383,051.83 | -18,886,004.23 |
| 1. | " —" | 10,383,051.83 | -18,886,004.23 |
| 2. | " —" | | |
| 1. | " —" | 9,348,634.39 | -20,618,240.92 |
| 2. | " —" | 1,034,417.44 | 1,732,236.69 |
| | | 50,503,385.58 | -24,860,047.05 |
| | | 50,752,992.31 | -25,510,332.39 |
| | | 56,436,628.12 | |
| 1. | | | |
| 2. | | | |
| 4. | | | |
| 5. | | 56,436,628.12 | |
| | | -5,683,635.81 | -25,510,332.39 |
| 1. | | | |
| 2. | | | |
| 3. | | | |
| 4. | | | |
| 5. | | | |
| 6. | | -5,683,635.81 | -25,510,332.39 |
| 7. | | | |
| | | -249,606.73 | 650,285.34 |
| | | 60,886,437.41 | -43,746,051.28 |
| | | 60,101,626.70 | |



| | |
|----------------|----------------|
| 149,720,765.02 | 161,699,507.00 |
| 140,829,810.71 | 147,529,401.18 |
| 874,680.36 | 1,334,062.58 |
| 2,069,801.27 | 3,526,117.35 |
| 14,824,751.09 | 21,478,459.67 |
| 1,890,408.64 | 2,601,085.67 |
| 2,978,519.13 | 23,237,223.59 |
| 2,397,645.7 | |



| | |
|----------------|----------------|
| 40,861,361.13 | 28,952,536.07 |
| 17,400,223.66 | 10,294,315.91 |
| 47,123,037.80 | 29,000,348.50 |
| 185,337.40 | |
| 64,708,598.86 | 39,294,664.41 |
| -23,847,237.73 | -10,342,128.34 |
| | 375,000.00 |
| 159,050,000.14 | 214,380,071.37 |
| 44,623,244.44 | 10,000,000.00 |
| 203,673,244.58 | 224,755,071.37 |
| 169,203,610.48 | 195,873,308.56 |
| 10,616,513.65 | 14,940,8 .14 |

ገቢዎች

| | | |
|--|----------------|-----------------|
| | | |
| | | |
| | | |
| | 100,000.00 | 555.16 |
| | 4,087,934.95 | 5,806,264.10 |
| | 23,600,000.00 | 3,000,000.00 |
| | | |
| | 0.00 | |
| | 27,687,934.95 | 8,806,264.10 |
| | -27,587,934.95 | -8,805,708.94 |
| | | |
| | 0.00 | 375,000.00 |
| | 78,050,000.00 | 23,600,000.00 |
| | 0.00 | |
| | 78,050,000.00 | 23,975,000.00 |
| | 71,212,500.00 | 123,250,000.00 |
| | | |
| | 4,166,188.29 | 8,086,595.24 |
| | | |
| | 46,576,853.06 | 23,678,748.74 |
| | 121,955,541.35 | 155,015,343.98 |
| | -43,905,541.35 | -131,040,343.98 |
| | | |
| | 1,949,347.60 | -3,628.76 |
| | | |
| | 1,198,079.31 | -5,677,929.10 |
| | 1,304,966.18 | 7,524,318.88 |
| | 2,503,045.49 | 1,846,389.78 |

7

| | 2024 | | | | | | | | | | | | | | |
|--|----------------|--|--|--|------------------|---------------|----------------|--|---------------|--|-------------------|--|----------------|---------------|----------------|
| | | | | | | | | | | | | | | | |
| | | | | | | | | | | | | | | | |
| | 470,609,663.00 | | | | 1,575,685,936.24 | 53,032,120.00 | -81,722,388.77 | | 26,928,612.04 | | -1,373,346,330.44 | | 565,123,372.07 | 20,502,863.14 | 585,626,235.21 |
| | | | | | | | | | | | | | | | |
| | | | | | | | | | | | | | | | |

| | | | | | | | | |
|------|------|------|------|------|------|------|------|------|
| 470, | 1,57 | 53,0 | - | 26,9 | - | 565, | 20,5 | 585, |
| 609, | 5,68 | 32,1 | 81,7 | 28,6 | 1,37 | 123, | 02,8 | 626, |
| 663. | 5,93 | 20,0 | 22,3 | 12,0 | 3,34 | 372. | 63,1 | 235. |
| 00 | 6.24 | 0 | 88.7 | 4 | 6,33 | 07 | 4 | 21 |
| | | | 7 | | 0,44 | | | |

" "

| | | | | | | | | | | | | | | |
|---|------|--|--|------|------|------|--|------|--|------|--|------|------|------|
| 3 | | | | | | | | | | | | | | |
| 4 | | | | | | | | | | | | | | |
| 5 | | | | | | | | | | | | | | |
| 6 | | | | | | | | | | | | | | |
| 1 | | | | | | | | | | | | | | |
| 2 | | | | | | | | | | | | | | |
| | | | | | - | | | | | | | - | - | - |
| | | | | 21,3 | | | | | | | | 21,3 | - | 21,5 |
| | | | | 40,8 | | | | | | | | 40,8 | 242, | 82,8 |
| | | | | 45.2 | | | | | | | | 45.2 | 017. | 62.3 |
| | | | | 1 | | | | | | | | 1 | 12 | 3 |
| | 467, | | | 1,55 | 41,6 | - | | 26,9 | | - | | 607, | 17,9 | 625, |
| | 337, | | | 0,13 | 66,8 | 30,9 | | 28,6 | | 1,36 | | 767, | 63,4 | 730, |
| | 663. | | | 4,85 | 40,0 | 69,3 | | 12,0 | | 3,99 | | 193. | 60,9 | 654. |
| | 00 | | | 0,72 | 0 | 96,4 | | 4 | | 7,69 | | 25 | 6 | 21 |
| | | | | | | 6 | | | | 6,05 | | | | |

| 2023 | | | | | | | | | | | | | | |
|------|------|--|--|------|------|------|--|------|--|------|--|------|------|------|
| | | | | | | | | | | | | | | |
| | | | | | | | | | | | | | | |
| | | | | | | | | | | | | | | |
| | | | | | | | | | | | | | | |
| | 369, | | | 1,18 | 55,8 | - | | 26,9 | | - | | 153, | 17,8 | 171, |
| | 122, | | | 6,77 | 40,0 | 75,3 | | 28,6 | | 1,29 | | 560, | 41,3 | 402, |
| | 175. | | | 8,39 | 00,0 | 39,0 | | 12,0 | | 8,08 | | 925. | 46,0 | 271. |
| | 00 | | | 8,06 | 0 | 06,0 | | 4 | | 9,25 | | 16 | 1 | 17 |
| | | | | | | 9 | | | | 3,85 | | | | |
| | | | | | | | | | | - | | - | | - |
| | | | | | | | | | | 14,1 | | 14,1 | | 14,1 |
| | | | | | | | | | | 13,5 | | 13,5 | | 13,5 |
| | | | | | | | | | | 86,6 | | 86,6 | | 86,6 |
| | | | | | | | | | | 9 | | 9 | | 9 |
| | | | | | | | | | | | | | | |
| | | | | | | | | | | | | | | |
| | 369, | | | 1,18 | 55,8 | - | | 26,9 | | - | | 139, | 17,8 | 157, |
| | 122, | | | 6,77 | 40,0 | 75,3 | | 28,6 | | 1,31 | | 447, | 41,3 | 288, |

| | | | | | | | | | | | | | | | |
|---|----------------------------|--|--|--|------------------------------|---------------------------|---------------------------------|--|---------------------------|--|-----------------------------------|--|----------------------------|---------------------------|----------------------------|
| | | | | | | | | | | | | | | | |
| 5 | | | | | | | | | | | | | | | |
| 6 | | | | | | | | | | | | | | | |
| | | | | | | | | | | | | | | | |
| 1 | | | | | | | | | | | | | | | |
| 2 | | | | | | | | | | | | | | | |
| | | | | | | | | | | | | | | | |
| | 368, 972, 175. 00 | | | | 1,20 0,81 7,84 1,97 | 55,1 68,0 00,0 0 | - 100, 849, 338. 48 | | 26,9 28,6 12,0 4 | | - 1,33 2,82 1,08 1,46 | | 107, 880, 209. 07 | 20,2 23,8 68,0 4 | 128, 104, 077. 11 |

8

| | 2024 | | | | | | | | | | | | | | |
|-----|---------------------------|--|--|--|---------------------------|----------------------------|--|--|--|-----------------------|-----------------------------|--|--|----------------------------|--|
| | | | | | | | | | | | | | | | |
| | | | | | | | | | | | | | | | |
| | 470,6 09,66 3.00 | | | | 1,543, 587,3 68.90 | 53,03 2,120. 00 | | | | 26,92 8,612. 04 | - 733,0 40,70 8.96 | | | 1,255, 052,8 14.98 | |
| | | | | | | | | | | | | | | | |
| | | | | | | | | | | | | | | | |
| | | | | | | | | | | | | | | | |
| | 470,6 09,66 3.00 | | | | 1,543, 587,3 68.90 | 53,03 2,120. 00 | | | | 26,92 8,612. 04 | - 733,0 40,70 8.96 | | | 1,255, 052,8 14.98 | |
| " " | - 3,272, 000.0 0 | | | | - 4,210, 240.3 4 | - 11,36 5,280. 00 | | | | | - 23,41 8,230. 32 | | | - 19,53 5,190. 66 | |
| | | | | | | | | | | | - 23,41 8,230. 32 | | | - 23,41 8,230. 32 | |
| | - | | | | - | - | | | | | | | | 3,883, | |

| | | | | | | | | | | | | |
|---|---------------------------|--|--|--|---------------------------|----------------------------|--|--|-----------------------|---------------------|--|--------------------------|
| | 3,272, 000.0 0 | | | | 4,210, 240.3 4 | 11,36 5,280. 00 | | | | | | 039.6 6 |
| 1 | | | | | | | | | | | | |
| 2 | | | | | | | | | | | | |
| 3 | - 3,272, 000.0 0 | | | | - 4,210, 240.3 4 | - 11,36 5,280. 00 | | | | | | 3,883, 039.6 6 |
| 4 | | | | | | | | | | | | |
| 1 | | | | | | | | | | | | |
| 2 | | | | | | | | | | | | |
| 3 | | | | | | | | | | | | |
| 1 | | | | | | | | | | | | |
| 2 | | | | | | | | | | | | |
| 3 | | | | | | | | | | | | |
| 4 | | | | | | | | | | | | |
| 5 | | | | | | | | | | | | |
| 6 | | | | | | | | | | | | |
| 1 | | | | | | | | | | | | |
| 2 | | | | | | | | | | | | |
| | | | | | | | | | | | | |
| | 467,3 37,66 3.00 | | | | 1,539, 377,1 28.56 | 41,66 6,840. 00 | | | 26,92 8,612. 04 | - 756,4 58,93 | | 1,235, 517,6 24.32 |

| | | | | | | | | | | | |
|--|--|--|--|--|--|--|--|--|------|--|--|
| | | | | | | | | | 9.28 | | |
|--|--|--|--|--|--|--|--|--|------|--|--|

| | 2023 | | | | | | | | | | | |
|-----|------------------------|--|--|--|--------------------------|-----------------------|--|--|-----------------------|-----------------------------|--|----------------------------|
| | | | | | | | | | | | | |
| | | | | | | | | | | | | |
| | 369,1 22,17 5.00 | | | | 1,154, 679,8 30.70 | 55,84 0,000. 00 | | | 26,92 8,612. 04 | - 693,8 73,27 4.71 | | 801,0 17,34 3.03 |
| | | | | | | | | | | | | |
| | | | | | | | | | | | | |
| | | | | | | | | | | | | |
| | 369,1 22,17 5.00 | | | | 1,154, 679,8 30.70 | 55,84 0,000. 00 | | | 26,92 8,612. 04 | - 693,8 73,27 4.71 | | 801,0 17,34 3.03 |
| " " | - 150,0 00.00 | | | | 14,03 9,443. 96 | - 672,0 00.00 | | | | - 57,32 4,006. 29 | | - 42,76 2,562. 33 |
| | | | | | | | | | | - 57,32 4,006. 29 | | - 57,32 4,006. 29 |
| | - 150,0 00.00 | | | | 14,03 9,443. 96 | - 672,0 00.00 | | | | | | 14,56 1,443. 96 |
| 1 | | | | | | | | | | | | |
| 2 | | | | | | | | | | | | |
| 3 | - 150,0 00.00 | | | | 14,03 9,443. 96 | - 672,0 00.00 | | | | | | 14,56 1,443. 96 |
| 4 | | | | | | | | | | | | |
| 1 | | | | | | | | | | | | |
| 2 | | | | | | | | | | | | |

| | | | | | | | | | | | | |
|---|------------------------|--|--|--|--------------------------|-----------------------|--|--|-----------------------|-----------------------------|--|------------------------|
| | | | | | | | | | | | | |
| 3 | | | | | | | | | | | | |
| | | | | | | | | | | | | |
| 1 | | | | | | | | | | | | |
| 2 | | | | | | | | | | | | |
| 3 | | | | | | | | | | | | |
| 4 | | | | | | | | | | | | |
| 5 | | | | | | | | | | | | |
| 6 | | | | | | | | | | | | |
| | | | | | | | | | | | | |
| 1 | | | | | | | | | | | | |
| 2 | | | | | | | | | | | | |
| | | | | | | | | | | | | |
| | 368,9 72,17 5.00 | | | | 1,168, 719,2 74.66 | 55,16 8,000. 00 | | | 26,92 8,612. 04 | - 751,1 97,28 1.00 | | 758,2 54,78 0.70 |

1994 11 11

2010 12 22

91440606617643049A

470,609,663.00

470,609,663.00

1

2015 6 10

2024 8 16

*

" " 2023

15 —

2

12

1

2

1 1 12 31

3

12

4

5

| | 100 |
|--|-----|
| | 100 |
| | 100 |
| | 100 |
| | 100 |

6

1

2

12

22

" "

" "

7

1

1

2

3

4

01 Introduction

2024

2

1
2

8

" "

8 —

9

10

1

2

" " " "

11

1
2

3
2
1

2

3

4

5

6

3

1
2

1
2

4

5

7

12

13

12

1

2

| 1 | 2 |
|---|---|
| 2 | |

| 1 | |
|---|--|
| 2 | |

1

2

0

3

14**15**

| 1 | 2 3 |
|---|-----|
| 2 | |
| 3 | |

| 1 | |
|---|--|
| 2 | |
| 3 | |

1

2

0

3

0

16**17**

1

2

3

4

18

19

20

21

22

22

1

0

2

1

"

"

"

"

"

"

"

"

"

"

22 —

3

1

2

—

3

4

7 " "

24

1

2


| | | 20 | 4 | 4.8 |
|--|--|-----|------|-------|
| | | 10 | 4 | 9.6 |
| | | 3-5 | 4-10 | 18-32 |
| | | 3-5 | 4-10 | 18-32 |
| | | 3-5 | 4-10 | 18-32 |

3

25

1

2

| | |
|--|--|
| | |
| | <div style="display: flex; justify-content: space-between; align-items: center;"> 1 3 2  4 </div> |
| | <div style="display: flex; justify-content: space-between; align-items: center;"> 1 3 2 4 </div> |

14 —

1 —

26

1

\ È È M0 ± ã v M0 , ' Ct x

.....

1

2

3

2

3

3

27

28

29

1

1

1

2

2

| | |
|--|------|
| | |
| | |
| | 5-10 |

3

1

2

3

4

2

1

2

3

4

5

1 —

14 —

30

0%

31

1

2

2

3

1
2

4

1
2
3

34

1

1
2
3
2

35

1

1

2

2

3

1

2

36

1

1

2

" "

2

37

1

- (1)
- (2)
- (3)

- 2
- (1)
- (2)
- (3)

(4)

3

A

" "

B

" "

A

B

38

39

1

1

2

2

3

4

40 /

18 —

18 —

41

1

8 —

-
-

-
-
-

-
-
-

(12)

2

-
-
-
-
-

11 6

42

•
1

1
2

3

2

1

2

3

4

3

22 —

1

2

•

1

12 —

22 —

22 —


12 —

—
2

22 —

37 —

12 —



43


1

2

3 2024

44

1



| | | |
|----------------------------------|--------|-------|
| | 8.25% | 16.5% |
| RedBud(HK)Limited | 8.25% | 16.5% |
| ProfoundCenturyLimited | 8.25% | 16.5% |
| HTE WM Limited | 8.25% | 16.5% |
| SpectrumPowerCompanyLimited | 8.25% | 16.5% |
| Sunvalley(HK)TechnologyLimited | 8.25% | 16.5% |
| ParisRhone(HK)TechnologyLimited | 8.25% | 16.5% |
| SacaPrecisionTechnologyS.r.l. | 24% | 3.9% |
| DonatiS.r.I | 24% | 3.9% |
| CollectionsCorp. | 21% | |
| VAVAIInternationalInc. | 21% | |
| ATIINC. | 21% | |
| TIINC. | 21% | |
| SunvalleyJapanCo.,Ltd | 15% | 23.2% |
| FuT | 15% | 23.2% |
| SENFREEDTECHNOLOGYLIMITED | 19.00% | |
| EvajoySARL | 25.00% | |
| EURO-TECHDistribution | 25.00% | |
| ZBTInternationalTradingGmbH | 15% | 5.5% |
| SIGGmbH | 15% | 5.5% |
| NOURISH STAR HK LIMITED | 8.25% | 16.5% |
| Rexmeo Limited Liability Company | 20% | |

2

2023 2021 12 20 (:GR202144008357) 2021-2023 15% 2024 15%

2021 12 20 (:GR202144008659) 2021-2023 15% 2024 15%

2023 1 1 2024 12 31 2022 13
100 25% 2023 6
20%
100 300 25% 20%
2022 1 1 2024 12 31

3

1

| | | |
|--|----------------|----------------|
| | | |
| | 4,166.67 | 6,089.25 |
| | 141,378,240.39 | 163,953,859.35 |
| | 49,848,455.62 | 40,275,073.18 |
| | 191,230,862.68 | 204,235,021.78 |
| | 31,916,647.15 | 46,892,988.63 |

| | |
|--|---------------|
| | |
| | 46,889,759.22 |
| | 61,293.60 |
| | 2,715,669.40 |
| | 181,733.40 |
| | 49,848,455.62 |

2

| | | |
|--|--------------|--|
| | | |
| | 7,651,000.60 | |
| | | |
| | 7,651,000.60 | |
| | | |
| | 7,651,000.60 | |

3

| | | |
|--|--|--|
| | | |
|--|--|--|

4

1

| | | |
|--|---------------|---------------|
| | | |
| | 10,947,123.61 | 12,471,493.96 |
| | 10,947,123.61 | 12,471,493.96 |

2

| | | | | | | | | | | |
|--|--|--|--|--|--|--|--|--|--|--|
| | | | | | | | | | | |
| | | | | | | | | | | |
| | | | | | | | | | | |
| | | | | | | | | | | |

3

| | | | | | | |
|--|--|--|--|--|--|--|
| | | | | | | |
| | | | | | | |

4

| | |
|--|--|
| | |
|--|--|

5

| | | |
|--|--------------|---------------|
| | | |
| | 7,824,648.65 | 12,345,218.32 |
| | 7,824,648.65 | 12,345,218.32 |

6

| | |
|--|--|
| | |
|--|--|

| | | | | | |
|--|--|--|--|--|--|
| | | | | | |
|--|--|--|--|--|--|

| | |
|----------------|----------------|
| | |
| 313,016,892.32 | 247,412,253.87 |
| 18,739,629.36 | 23,427,732.98 |
| 18,626,144.09 | 36,166,580.00 |
| 28,024,242.97 | 32,340,711.98 |
| 8,347,437.17 | 6,802,723.09 |
| 3,864,331.08 | 8,678,634.71 |
| 15,812,474.72 | 16,859,354.18 |
| 378,406,908.74 | 339,347,278.83 |

2.4 C



| | | | | | | |
|--------|------------|---------------|--------|---------------|--------|--------------|
| 96.84% | 440,912.14 | 42,846,341.89 | 12.62% | 37,105,189.67 | 86.60% | 5,741,152.22 |
|--------|------------|---------------|--------|---------------|--------|--------------|



| | | | | | | |
|-------|----------------|----------------|--------|---------------|--------|----------------|
| 7.80% | 336,027.181.85 | 296,500,936.94 | 87.38% | 31,235,427.09 | 10.53% | 265,265,509.85 |
|-------|----------------|----------------|--------|---------------|--------|----------------|





| | | | |
|---|----------------|---------------|---------|
| 5 | 2,877,816.84 | 2,877,816.84 | 100.00% |
| | 364,463,568.54 | 28,436,386.69 | |

3

| | 31,235,427.09 | -1,768,998.64 | | | -1,030,041.76 | 28,436,386.69 |
|--|---------------|---------------|--|---------------|----------------|---------------|
| | 37,105,189.67 | 155,962.18 | | 10,809,318.83 | -12,949,404.96 | 13,502,428.06 |
| | 68,340,616.76 | -1,613,036.46 | | 10,809,318.83 | -13,979,446.72 | 41,938,814.75 |

| | | | | |
|--|--|--|--|--|
| | | | | |
|--|--|--|--|--|

4

| | | | |
|--|--|--|---------------|
| | | | |
| | | | 10,809,318.83 |

| Amazon | | 10,809,318.83 | Amazon | |
|--------|--|---------------|--------|--|
| | | 10,809,318.83 | | |

5

| | | | | |
|--|--|--|--|--|
| | | | | |
|--|--|--|--|--|

| | | | | | |
|---|----------------|--|----------------|--------|--------------|
| 1 | 59,392,646.20 | | 59,392,646.20 | 15.70% | 861,193.37 |
| 2 | 26,594,947.71 | | 26,594,947.71 | 7.03% | 1,329,747.42 |
| 3 | 24,042,939.91 | | 24,042,939.91 | 6.35% | 176,721.76 |
| 4 | 12,187,707.82 | | 12,187,707.82 | 3.22% | 348,622.63 |
| 5 | 11,984,969.71 | | 11,984,969.71 | 3.17% | 173,782.06 |
| | 134,203,211.35 | | 134,203,211.35 | 35.47% | 2,890,067.24 |

6

1

| | | | | | | |
|--|--|--|--|--|--|--|
| | | | | | | |
| | | | | | | |

2

| | | |
|--|--|--|
| | | |
|--|--|--|

3

| | | | | | | | | | |
|--|--|--|--|--|--|--|--|--|--|
| | | | | | | | | | |
| | | | | | | | | | |
| | | | | | | | | | |
| | | | | | | | | | |
| | | | | | | | | | |

0

4

| | | | | | |
|--|--|--|--|---|--|
| | | | | / | |
|--|--|--|--|---|--|

| | | | | |
|--|--|--|--|--|
| | | | | |
|--|--|--|--|--|

5

| | |
|--|--|
| | |
|--|--|

| | | | | | |
|--|--|--|--|--|--|
| | | | | | |
|--|--|--|--|--|--|

7

1

| | | |
|--|---------------|---------------|
| | | |
| | 38,059,729.41 | 38,564,159.42 |
| | 38,059,729.41 | 38,564,159.42 |

2

| | | | | | | | | |
|--|--|--|--|--|--|--|--|--|
| | | | | | | | | |
| | | | | | | | | |
| | | | | | | | | |
| | | | | | | | | |
| | | | | | | | | |

| | | | | |
|------|----|---|--|--|
| | | | | |
| | 12 | | | |
| 2024 | 1 | 1 | | |

3

| | | | | | | |
|--|--|--|--|--|--|--|
| | | | | | | |
| | | | | | | |

| | | | | |
|--|--|--|--|--|
| | | | | |
|--|--|--|--|--|

4

| | |
|--|--|
| | |
|--|--|

5

| | | |
|--|--|--|
| | | |
|--|--|--|

6

| | |
|--|--|
| | |
|--|--|

| | | | | | |
|--|--|--|--|--|--|
| | | | | | |
|--|--|--|--|--|--|

7

8

8

| | | |
|--|---------------|----------------|
| | | |
| | 13,322,992.54 | 106,147,286.43 |
| | 13,322,992.54 | 106,147,286.43 |

1

1

| | | |
|--|--|--|
| | | |
|--|--|--|

2

| | | | | |
|--|--|--|--|--|
| | | | | |
|--|--|--|--|--|

3

4

| | | | | | | |
|--|--|--|--|--|--|--|
| | | | | | | |
| | | | | | | |

| | | | | | |
|--|--|--|--|--|--|
| | | | | | |
|--|--|--|--|--|--|

5

| | |
|--|--|
| | |
|--|--|

| | | | | | |
|--|--|--|--|--|--|
| | | | | | |
|--|--|--|--|--|--|

2

1

| | | |
|-----|--|--|
| () | | |
|-----|--|--|

2

1

| | | | | |
|-----|--|--|--|--|
| () | | | | |
|-----|--|--|--|--|

3

4

| | | | | | | |
|--|--|--|--|--|--|--|
| | | | | | | |
| | | | | | | |

| | | | | |
|--|--|--|--|--|
| | | | | |
|--|--|--|--|--|

5

| | |
|--|--|
| | |
|--|--|

| | | | | | |
|--|--|--|--|--|--|
| | | | | | |
|--|--|--|--|--|--|

3

1

| | 3,759,594.04 | 2,399,904.00 |
|--|---------------|----------------|
| | 5,798,455.40 | 7,233,589.39 |
| | 1,243,992.22 | 1,178,740.18 |
| | 515,717.80 | 688,323.63 |
| | 7,613,740.46 | 16,710,507.31 |
| | | 85,089,838.19 |
| | 18,931,499.92 | 113,300,902.70 |

2

| | | |
|--|--|--|
| | | |
|--|--|--|

| | | | |
|---|---|---------------|----------------|
| 1 | 1 | 8,865,207.57 | 64,010,377.93 |
| 1 | 2 | 1,468,256.08 | 4,415,603.34 |
| 2 | 3 | 3,342,773.09 | 4,293,133.56 |
| 3 | | 5,255,263.18 | 40,581,787.87 |
| 3 | 4 | 2,660,885.22 | 38,376,324.34 |
| 4 | 5 | 1,011,380.55 | 877,423.75 |
| 5 | | 1,582,997.41 | 1,328,039.78 |
| | | 18,931,499.92 | 113,300,902.70 |

3

| | 3,315,41 7.95 | 17.51% | 3,009,43 1.93 | 90.77% | 305,986. 02 | 89,890,6 52.00 | 79.34% | 4,500,81 3.81 | 5.01% | 85,389,8 38.19 |
|--|-------------------|---------|------------------|---------|-------------------|--------------------|---------|------------------|---------|--------------------|
| | 2,703,44 5.91 | 5.80% | 2,703,44 5.91 | 100.00% | 0.00 | 4,200,81 3.81 | 3.71% | 4,200,81 3.81 | 100.00% | |
| | 611,972. 04 | 1.31% | 305,986. 02 | 50.00% | 305,986. 02 | 600,000. 00 | 0.53% | 300,000. 00 | 50.00% | 300,000. 00 |
| | | | | | | 85,089,8 38.19 | 75.10% | | | 85,089,8 38.19 |
| | 15,616,0 81.97 | 33.49% | 2,599,07 5.45 | 16.64% | 13,017,0 06.52 | 23,410,2 50.70 | 20.66% | 2,652,80 2.46 | 11.33% | 20,757,4 48.24 |
| | 8,834,72 9.64 | 18.95% | 2,599,07 5.45 | 29.42% | 6,235,65 4.19 | 14,587,1 15.96 | 12.87% | 2,652,80 2.46 | 18.19% | 11,934,3 13.50 |
| | 6,781,35 2.33 | 14.54% | | | 6,781,35 2.33 | 8,823,13 4.74 | 7.79% | | | 8,823,13 4.74 |
| | 18,931,4 99.92 | 100.00% | 5,608,50 7.38 | 29.63% | 13,322,9 92.54 | 113,300, 902.70 | 100.00% | 7,153,61 6.27 | 6.31% | 106,147, 286.43 |

| | | | | | | |
|----|--------------|--------------|--------------|--------------|---------|--|
| | | | | | | |
| 1 | 983,030.09 | 983,030.09 | 984,828.71 | 984,828.71 | 100.00% | |
| 2 | 600,000.00 | 300,000.00 | 600,000.00 | 300,000.00 | 50.00% | |
| 3 | 521,075.00 | 521,075.00 | 521,075.00 | 521,075.00 | 100.00% | |
| 4 | 232,002.00 | 232,002.00 | 232,002.00 | 232,002.00 | 100.00% | |
| 5 | 200,000.00 | 200,000.00 | 200,000.00 | 200,000.00 | 100.00% | |
| 6 | 193,214.00 | 193,214.00 | 193,214.00 | 193,214.00 | 100.00% | |
| 7 | 185,724.79 | 185,724.79 | 185,724.79 | 185,724.79 | 100.00% | |
| 8 | 100,000.00 | 100,000.00 | 100,000.00 | 100,000.00 | 100.00% | |
| 9 | 100,000.00 | 100,000.00 | 100,000.00 | 100,000.00 | 100.00% | |
| 10 | 52,076.26 | 52,076.26 | 52,076.26 | 52,076.26 | 100.00% | |
| 11 | 50,000.00 | 50,000.00 | 50,000.00 | 50,000.00 | 100.00% | |
| 12 | 20,900.00 | 20,900.00 | 20,900.00 | 20,900.00 | 100.00% | |
| 13 | 19,216.00 | 19,216.00 | 19,216.00 | 19,216.00 | 100.00% | |
| 14 | 15,106.90 | 15,106.90 | 15,200.97 | 15,200.97 | 100.00% | |
| 15 | | | 11,972.04 | 5,986.02 | 50.00% | |
| 16 | 10,000.00 | 10,000.00 | 10,000.00 | 10,000.00 | 100.00% | |
| 17 | 6,600.00 | 6,600.00 | 6,600.00 | 6,600.00 | 100.00% | |
| 18 | 6,000.00 | 6,000.00 | 6,000.00 | 6,000.00 | 100.00% | |
| 19 | 2,000.00 | 2,000.00 | 2,000.00 | 2,000.00 | 100.00% | |
| 20 | 1,440.00 | 1,440.00 | 1,440.00 | 1,440.00 | 100.00% | |
| 21 | 1,188.00 | 1,188.00 | 1,188.00 | 1,188.00 | 100.00% | |
| 22 | 654.00 | 654.00 | 654.00 | 654.00 | 100.00% | |
| 23 | 650.00 | 650.00 | 650.00 | 650.00 | 100.00% | |
| 24 | 460.18 | 460.18 | 460.18 | 460.18 | 100.00% | |
| 25 | 216.00 | 216.00 | 216.00 | 216.00 | 100.00% | |
| | 3,301,553.22 | 3,001,553.22 | 3,315,417.95 | 3,009,431.93 | | |

| | | | | |
|-----|--|--------------|--------------|---------|
| | | | | |
| 1 | | 4,210,539.48 | 276,145.53 | 6.56% |
| 1 2 | | 358,771.00 | 78,618.25 | 21.91% |
| 2 3 | | 2,412,063.94 | 527,633.94 | 21.87% |
| 3 4 | | 553,910.30 | 515,932.31 | 93.14% |
| 4 5 | | 618,480.04 | 618,480.04 | 100.00% |
| 5 | | 582,265.38 | 582,265.38 | 100.00% |
| | | 8,736,030.14 | 2,599,075.46 | |

| | | | | |
|--|----|-----|-----|--|
| | | | | |
| | 12 | () | () | |

| | | | | | | |
|------|---|----|--|--------------|--------------|--------------|
| 2024 | 1 | 1 | | 2,652,802.46 | 4,500,813.81 | 7,153,616.27 |
| 2024 | 1 | 1 | | | | |
| | | | | 556,682.62 | 5,986.02 | 562,668.64 |
| | | | | | 130,040.58 | 130,040.58 |
| | | | | 613,809.63 | 1,363,927.32 | 1,977,736.95 |
| 2024 | 6 | 30 | | 2,595,675.45 | 3,012,831.93 | 5,608,507.38 |

4

| | | | | | | |
|--|--------------|------------|--|------------|---------------|--------------|
| | | | | | | |
| | 4,500,813.81 | 2,586.02 | | 130,040.58 | -1,363,927.32 | 3,009,431.93 |
| | 2,652,802.46 | 554,096.60 | | | -607,823.61 | 2,599,075.45 |
| | 7,153,616.27 | 556,682.62 | | 130,040.58 | -1,971,750.93 | 5,608,507.38 |

| | | | | |
|--|--|--|--|--|
| | | | | |
|--|--|--|--|--|

5

| | |
|--|------------|
| | |
| | 130,040.58 |

| | | | | | |
|--|--|--|--|--|--|
| | | | | | |
| | | | | | |

6

| | | | | | |
|--|--|--|--|--|--|
| | | | | | |
|--|--|--|--|--|--|

| | | | | | |
|---|--|--------------|----------|---------|--------------|
| | | | | | |
| 1 | | 2,999,277.00 | 1 | 15.84% | |
| 2 | | 1,616,515.96 | 2-3 | 8.54% | 323,303.19 |
| 3 | | 1,156,427.04 | 1 | 6.11% | |
| 4 | | 984,828.72 | 2-3 ,3-4 | 5.20% | 984,828.72 |
| 5 | | 680,000.00 | 1 1-2 | 3.59% | 90,996.00 |
| | | 7,437,048.72 | | 39.28 % | 1,399,127.91 |

7

9

1

| | | | | |
|-----|---------------|--------|---------------|--------|
| | | | | |
| 1 | 9,740,680.08 | 65.47% | 14,573,888.93 | 54.81% |
| 1 2 | 2,350,966.80 | 15.80% | 6,488,458.09 | 24.40% |
| 2 3 | 2,602,386.37 | 17.49% | 5,347,969.92 | 20.12% |
| 3 | 184,486.04 | 1.24% | 178,991.18 | 0.67% |
| | 14,878,519.29 | | 26,589,308.12 | |

1

2

| | | |
|---|---------------------|---------------|
| | | |
| 1 | 1,728,800.00 | 11.62% |
| 2 | 1,579,342.80 | 10.61% |
| 3 | 1,140,224.01 | 7.66% |
| 4 | 1,065,652.42 | 7.16% |
| 5 | 1,020,245.96 | 6.86% |
| | 6,534,265.19 | 43.92% |

10

1

| | 21,963,277.53 | 1,187,538.47 | 20,775,739.06 | 18,711,130.16 | 1,068,963.81 | 17,642,166.35 |
|--|----------------|---------------|----------------|----------------|---------------|----------------|
| | 7,922,222.04 | | 7,922,222.04 | 5,533,592.60 | | 5,533,592.60 |
| | 173,888,642.91 | 8,681,007.17 | 165,207,635.74 | 224,644,810.23 | 17,584,098.39 | 207,060,711.84 |
| | 2,892,200.44 | | 2,892,200.44 | 8,940,204.51 | | 8,940,204.51 |
| | 12,204,350.39 | 749,244.98 | 11,455,105.41 | 19,645,130.13 | 1,004,936.02 | 18,640,194.11 |
| | 2,747,482.78 | | 2,747,482.78 | 2,673,772.44 | | 2,673,772.44 |
| | 220,867.20 | | 220,867.20 | 159,173.00 | | 159,173.00 |
| | 221,839,043.29 | 10,617,790.62 | 211,221,252.67 | 280,307,813.07 | 19,657,998.22 | 260,649,814.85 |

2

| | | | | | | |
|--|--|--|--|--|--|--|
| | | | | | | |
|--|--|--|--|--|--|--|

3

| | 1,068,963.81 | 228,872.93 | | 110,298.27 | | 1,187,538.47 |
|--|---------------|--------------|--|---------------|--|---------------|
| | | | | | | |
| | 17,584,098.39 | 1,390,881.60 | | 10,293,972.82 | | 8,681,007.17 |
| | 1,004,936.02 | 41,288.34 | | 296,979.38 | | 749,244.98 |
| | 19,657,998.22 | 1,661,042.87 | | 10,701,250.47 | | 10,617,790.62 |

| | | | | | | |
|--|--|--|--|--|--|--|
| | | | | | | |
|--|--|--|--|--|--|--|

4

5

11

| | | | | | | |
|--|--|--|--|--|--|--|
| | | | | | | |
|--|--|--|--|--|--|--|

12

| | | |
|--|------|------|
| | | |
| | 0.00 | 0.00 |

1

2

13

| | | |
|--|---------------|---------------|
| | | |
| | 1,666,013.32 | 2,591,676.08 |
| | 44,370,757.17 | 36,434,736.54 |
| | 33,925.05 | 1,213,491.75 |
| | 427,966.20 | 2,096,955.04 |
| | 46,498,661.74 | 42,336,859.41 |

14

1

| | | | | | | |
|--|--|--|--|--|--|--|
| | | | | | | |
| | | | | | | |

| | | | | |
|--|--|--|--|--|
| | | | | |
|--|--|--|--|--|

2

| | | | | | | |
|--|--|--|--|--|--|--|
| | | | | | | |
| | | | | | | |

3

| | | | | |
|----------|----|-----|-----|--|
| | | | | |
| | 12 | () | () | |
| 2024 1 1 | | | | |

4

| | |
|--|--|
| | |
|--|--|

15

1

| | | | | | | | | | |
|--|--|--|--|--|--|--|--|--|--|
| | | | | | | | | | |
|--|--|--|--|--|--|--|--|--|--|

| | | | | |
|--|--|--|--|--|
| | | | | |
|--|--|--|--|--|

2

| | | | | | | | | | | |
|--|--|--|--|--|--|--|--|--|--|--|
| | | | | | | | | | | |
| | | | | | | | | | | |

3

| | | | | |
|----------|----|-----|-----|--|
| | | | | |
| | 12 | () | () | |
| 2024 1 1 | | | | |

4

| | |
|--|--|
| | |
|--|--|

п) € г)

16

| | | | | | | | | |
|--|--|--|--|--|--|--|--|--|
| | | | | | | | | |
|--|--|--|--|--|--|--|--|--|

| | | | |
|--|--|--|--|
| | | | |
|--|--|--|--|

| | |
|--|--|
| | |
|--|--|

| | | | | | | | |
|--|--|--|--|--|--|--|--|
| | | | | | | | |
|--|--|--|--|--|--|--|--|

2

| | | | | | | | | |
|--|--|--|--|--|--|--|--|--|
| | | | | | | | | |
| | | | | | | | | |
| | | | | | | | | |
| | | | | | | | | |
| | | | | | | | | |

| | | | | | | |
|------|----|-----|-----|--|--|--|
| | | | | | | |
| | 12 | () | () | | | |
| 2024 | 1 | 1 | | | | |

3

| | | | | | |
|--|--|--|--|--|--|
| | | | | | |
| | | | | | |

| | | | | |
|--|--|--|--|--|
| | | | | |
|--|--|--|--|--|

4

| | |
|--|--|
| | |
|--|--|

| | | | | | |
|--|--|--|--|--|--|
| | | | | | |
|--|--|--|--|--|--|

18

| | 3,008,871.37 | | | | - 22,826.49 | | | | | | 2,986,044.88 | |
|--|---------------|--|--|--|-------------------|--|--|--|--|--|---------------|--|
| | 25,571,951.72 | | | | - 2,626,212.36 | | | | | | 22,945,739.36 | |
| | | | | | | | | | | | | |
| | 28,580,823.09 | | | | - 2,649,038.85 | | | | | | 25,931,784.24 | |
| | 28,580,823.09 | | | | - 2,649,038.85 | | | | | | 25,931,784.24 | |

19

| | | |
|--|--------------|--------------|
| | | |
| | 9,329,298.88 | 9,329,298.88 |



| | | | | | | |
|----|----------------|----------------|---------------|---------------|----------------|----------------|
| 2 | | 1,419,868.71 | | | 3,790,436.06 | 5,210,304.77 |
| 3 | | | | | | |
| 4 | | 87,869.75 | -6,122.50 | | -179,321.94 | -97,574.69 |
| 3. | | 43,760,594.39 | 409,493.70 | 674,155.52 | 9,778,651.49 | 54,622,895.10 |
| 1 | | 42,860,990.37 | 406,131.93 | | 9,756,258.00 | 53,023,380.30 |
| 2 | | 899,604.02 | | 673,392.25 | | 1,572,996.27 |
| 3 | | | 3,361.77 | 763.27 | 22,393.49 | 26,518.53 |
| 4. | 227,264,462.25 | 437,584,033.24 | 20,011,601.23 | 12,864,584.45 | 150,692,743.87 | 848,417,425.04 |
| | | | | | | |
| 1. | 72,767,744.41 | 244,872,344.35 | 15,881,341.71 | 11,256,328.40 | 111,145,479.37 | 455,923,238.24 |
| 2. | 5,178,638.00 | 19,495,891.75 | 685,437.66 | 429,530.87 | 8,088,435.62 | 33,877,933.90 |
| 1 | 5,178,638.00 | 19,551,408.64 | 690,947.92 | 429,530.87 | 8,147,544.95 | 33,998,070.38 |
| 2 | | -55,516.89 | -5,510.26 | | -59,109.33 | -120,136.48 |
| 3. | | 18,261,138.29 | 315,277.04 | 473,441.69 | 7,247,964.85 | 26,297,821.87 |
| 1 | | 17,898,916.47 | 312,182.44 | | 7,233,878.94 | 25,444,977.85 |
| 2 | | 362,221.82 | | 472,000.73 | | 834,222.55 |
| 3 | | | 3,094.60 | 1,440.96 | 14,085.91 | 18,621.47 |
| 4. | 77,946,382.41 | 246,107,097.81 | 16,251,502.33 | 11,212,417.58 | 111,985,950.14 | 463,503,350.27 |
| | | | | | | |
| 1. | | 4,964,186.90 | | | | 4,964,186.90 |
| 2. | | 254,265.73 | | | | 254,265.73 |
| 1 | | 254,265.73 | | | | 254,265.73 |
| | | | | | | |
| 3. | | | | | | |
| 1 | | | | | | |
| | | | | | | |
| 4. | | 5,218,452.63 | | | | 5,218,452.63 |
| | | | | | | |
| 1. | 149,318,079.84 | 186,258,482.80 | 3,760,098.90 | 1,652,166.87 | 38,706,793.73 | 379,695,622.14 |

| | | | | | | |
|----|----------------|----------------|--------------|--------------|---------------|----------------|
| | | | | | | |
| 2. | 154,496,717.84 | 202,070,754.86 | 4,364,718.22 | 1,667,827.14 | 43,076,440.35 | 405,676,458.41 |

2

| | | | | | |
|--|---------------|--------------|--|--------------|--|
| | | | | | |
| | 13,222,862.72 | 8,229,964.11 | | 4,992,898.61 | |
| | 13,222,862.72 | 8,229,964.11 | | 4,992,898.61 | |

3

| | |
|--|--|
| | |
|--|--|

4

| | | |
|--|--|--|
| | | |
|--|--|--|

5

| | | |
|--|--|--|
| | | |
|--|--|--|

22

| | | |
|--|---------------|--------------|
| | | |
| | 10,117,969.24 | 6,528,000.27 |
| | 2,357,201.82 | 1,893,189.48 |
| | 12,475,171.06 | 8,421,189.75 |

1

| | | | | | | |
|--|---------------|--|---------------|--------------|--|--------------|
| | | | | | | |
| | | | | | | |
| | 10,117,969.24 | | 10,117,969.24 | 6,528,000.27 | | 6,528,000.27 |
| | 10,117,969.24 | | 10,117,969.24 | 6,528,000.27 | | 6,528,000.27 |

2

| | | | | | | | | | | | | |
|-----|--------------|------------|--------------|--------------|--|--------------|--------|--------|--|--|--|--|
| | | | | | | | | | | | | |
| | 7,500,000.00 | 241,680.17 | 5,628,466.25 | 3,652,436.06 | | 2,217,710.36 | 78.27% | 75.35% | | | | |
| G3 | 400,000.00 | 328,204.37 | -633.39 | | | 327,570.98 | 81.89% | 81.89% | | | | |
| CBZ | 500,000.00 | | 387,451.94 | | | 387,451.94 | 77.49% | 77.59% | | | | |
| CBZ | 400,000.00 | | 282,636.83 | | | 282,636.83 | 70.66% | 77.49% | | | | |
| CBZ | 400,000.00 | | 264,821.71 | | | 264,821.71 | 66.21% | 70.66% | | | | |

3

| | | | | | |
|--|--|--|--|--|--|
| | | | | | |
|--|--|--|--|--|--|

4

5

| | | | | | |
|--|--|--|--|--|--|
| | | | | | |
|--|--|--|--|--|--|

2,357,201.8

| | | |
|----|--------------|--------------|
| 2 | | |
| 3. | 4,058,006.32 | 4,058,006.32 |
| 1 | 3,936,150.38 | 3,936,150.38 |
| 2 | 121,855.94 | 121,855.94 |
| 4. | 4,198,279.56 | 4,198,279.56 |
| | | |
| 1. | 4,385,969.37 | 4,385,969.37 |
| 2. | 859,629.62 | 859,629.62 |
| 1 | 859,629.62 | 859,629.62 |
| 2 | | |
| 3. | 3,429,987.85 | 3,429,987.85 |
| 1 | 3,341,659.65 | 3,341,659.65 |
| 2 | 88,328.20 | 88,328.20 |
| 4. | 1,815,611.14 | 1,815,611.14 |
| | | |
| 1. | | |
| 2. | | |
| 1 | | |
| | | |
| 3. | | |
| 1 | | |
| | | |
| 4. | | |
| | | |
| 1. | 2,382,668.42 | 2,382,668.42 |
| 2. | 3,870,316.51 | 3,870,316.51 |

2

26

1

| | | | | | | | |
|----|-------------------|-------------------|------------|-------------------|------------|--------------------|--------------------|
| | | | | | | | |
| | | | | | | | |
| 1. | 40,074,482.0 0 | 39,086,644.6 5 | 576,514.65 | 29,129,232.2 4 | 102,086.68 | 105,784,670. 24 | 214,753,630. 46 |
| 2. | | | | 693,080.69 | | 40,275.29 | 733,355.98 |
| | | | | 698,489.58 | | | 698,489.58 |

| | | | | | | | |
|----|--------------|--------------|------------|--------------|------------|----------------|----------------|
| 1 | | | | | | | |
| 2 | | | | | | | |
| 3 | | | | | | | |
| 4 | | | | -5,408.89 | | 40,275.29 | 34,866.40 |
| 3. | | 38,616,898.1 | 576,514.65 | 5,181,732.34 | 102,086.68 | 40,857.79 | 44,518,089.6 |
| | | 6 | | | | | 2 |
| 1 | | | | | | | |
| 2 | | 38,604,789.2 | 576,514.65 | 5,184,927.91 | 102,086.68 | | 44,468,318.4 |
| | | 4 | | | | | 8 |
| 3 | | 12,108.92 | | -3,195.57 | | 40,857.79 | 49,771.14 |
| 4. | 40,074,482.0 | 469,746.49 | | 24,640,580.5 | | 105,784,087.74 | 170,968,896.82 |
| | 0 | | | 9 | | | |
| 1. | 11,311,023.5 | 11,326,867.6 | 187,367.28 | 20,165,682.1 | 102,086.68 | 77,780,349.0 | 120,873,376.36 |
| | 1 | 8 | | 9 | | 2 | |
| 2. | 429,974.04 | 920,739.46 | | 1,749,766.60 | | 2,920,733.10 | 6,021,213.20 |
| | | | | | | | |
| 1 | 429,974.04 | 920,739.46 | | 1,754,757.42 | | 2 | |

၁ ' ၈၃

၁၅၈၉

၃ ၂

| | | | | | | | |
|----|-------------------|-------------------|--|--------------|--|-------------------|-------------------|
| 4. | | | | | | 15,427,677.7 3 | 15,427,677.7 3 |
| | | | | | | | |
| 1. | 28,333,484.4 5 | 98,304.11 | | 6,474,159.71 | | 9,699,639.21 | 44,605,587.4 8 |
| 2. | 28,763,458.4 9 | 11,166,329.1 8 | | 8,963,550.05 | | 12,672,108.5 8 | 61,565,446.3 0 |

0

2

| | | | | |
|--|--|--|--|--|
| | | | | |
|--|--|--|--|--|

3

| | | |
|--|--|--|
| | | |
|--|--|--|

4

27

1

| | | | | | |
|--------|----------------------|--|--|--|----------------------|
| | | | | | |
| Donati | 4,645,336.36 | | | | 4,645,336.36 |
| | 1,010,528,905. 25 | | | | 1,010,528,905. 25 |
| | 1,015,174,241. 61 | | | | 1,015,174,241. 61 |

2

| | | | | |
|--|----------------|--|--|----------------|
| | | | | |
| | 679,972,398.07 | | | 679,972,398.07 |

| | | | | | | |
|--|----------------|--|--|--|--|----------------|
| | | | | | | |
| | 679,972,398.07 | | | | | 679,972,398.07 |

3

| | | | |
|--|--|--|--|
| | | | |
| | | | |

| | | | |
|--|--|--|--|
| | | | |
|--|--|--|--|

4

| | | | | | | | |
|--|--------------------|--------------------|--|---|--------|--------|--|
| | | | | | | | |
| | 393,890,253. 27 | 411,179,500. 00 | | 5 | 13.90% | 0% | |
| | | | | | 5.22% | 5.98% | |
| | 393,890,253. 27 | 411,179,500. 00 | | | | 14.49% | |

5

28

| | | | | |
|--|--------------|--|------------|--------------|
| | | | | |
| | 3,999,459.56 | | 768,193.62 | 2,207,509.98 |
| | | | | 1,023,755.96 |

| | | | | | |
|--|---------------|--------------|--------------|--------------|--------------|
| | 4,464,774.24 | 450,500.00 | 1,928,943.24 | 1,122,309.23 | 1,864,021.77 |
| | 2,048,185.09 | | 296,197.68 | 1,751,987.41 | |
| | 172,989.71 | 979,178.99 | 268,155.36 | 0.01 | 884,013.33 |
| | 10,685,408.60 | 1,429,678.99 | 3,261,489.90 | 5,081,806.63 | 3,771,791.06 |

29 /

1

| | | | | |
|--|----------------|----------------|----------------|----------------|
| | | | | |
| | | | | |
| | 55,275,323.42 | 9,111,862.33 | 66,991,767.45 | 11,249,894.73 |
| | 405,390,672.57 | 73,372,573.60 | 597,101,266.62 | 121,386,616.24 |
| | 41,976,226.67 | 6,296,434.00 | 41,976,226.67 | 6,296,434.00 |
| | 11,198,232.21 | 1,679,734.83 | 13,418,506.45 | 2,012,775.97 |
| | | | 1,251,178.08 | 187,676.71 |
| | 2,717,357.42 | 687,154.35 | 4,093,257.01 | 1,037,307.86 |
| | 61,776,000.03 | 9,266,400.01 | | |
| | 578,333,812.32 | 100,414,159.12 | 724,832,202.28 | 142,170,705.51 |

2

| | | | | |
|-----|---------------|--------------|---------------|--------------|
| | | | | |
| | | | | |
| 500 | 11,947,096.20 | 1,792,064.43 | 12,613,917.34 | 1,892,087.61 |
| | 2,382,668.42 | 603,432.34 | 3,870,316.51 | 986,234.82 |
| | 14,329,764.62 | 2,395,496.77 | 16,484,233.85 | 2,878,322.43 |

3

| | | | | |
|--|--|----------------|--|----------------|
| | | | | |
| | | 100,414,159.12 | | 142,170,705.51 |
| | | 2,395,496.77 | | 2,878,322.43 |

4

| | | | |
|--|--|----------------|------------------|
| | | | |
| | | 49,429,137.66 | 163,227,873.71 |
| | | 268,275,074.85 | 879,675,528.96 |
| | | 317,704,212.51 | 1,042,903,402.67 |

5

| | | | |
|------|----------------|----------------|--|
| | | | |
| 2024 | | 223,349.04 | |
| 2025 | 5,158,765.75 | 5,357,193.99 | |
| 2026 | 2,156,597.14 | 273,227,502.53 | |
| 2027 | 19,969,865.67 | 384,105,818.30 | |
| 2028 | 55,141,670.01 | 216,761,665.10 | |
| 2029 | 175,093,654.91 | | |
| 2034 | 10,754,521.37 | | |
| | 268,275,074.85 | 879,675,528.96 | |

30

| | | | | | |
|--|--------------|--|--------------|---------------|---------------|
| | | | | | |
| | 3,241,458.83 | | 3,241,458.83 | 4,487,282.34 | 4,487,282.34 |
| | 1,169,546.20 | | 1,169,546.20 | 6,991,601.52 | 6,991,601.52 |
| | | | | 5,666,160.00 | 5,666,160.00 |
| | 4,411,005.03 | | 4,411,005.03 | 17,145,043.86 | 17,145,043.86 |

31

| | | | | | | | |
|--|--------------------|--------------------|--|--|--------------------|--------------------|--|
| | | | | | | | |
| | 47,418,146. 88 | 47,418,146. 88 | | | 32,820,579. 97 | 32,820,579. 97 | |
| | 397,049,99 7.98 | 221,460,42 3.78 | | | 397,049,99 7.98 | 223,513,91 6.74 | |
| | 40,074,482. 00 | 28,333,484. 45 | | | 40,074,482. 00 | 28,763,458. 49 | |
| | 22,945,739. 36 | 22,945,739. 36 | | | 25,571,951. 72 | 25,571,951. 72 | |
| | 9,329,298.8 8 | 9,329,298.8 8 | | | 11,119,298. 88 | 11,119,298. 88 | |
| | 88,871,052. 93 | 88,871,052. 93 | | | 88,695,137. 40 | 88,695,137. 40 | |
| | 605,688,71 8.03 | 418,358,14 6.28 | | | 595,331,44 7.95 | 410,484,34 3.20 | |

32

1

| | | |
|--|----------------|----------------|
| | | |
| | 59,600,000.00 | 89,600,000.00 |
| | 126,000,000.00 | 126,000,000.00 |
| | 8,000,000.00 | 8,000,000.00 |
| | 528,666.68 | 3,039,854.19 |
| | 248,239.52 | 337,093.75 |
| | 110,380,888.10 | 6,884,136.51 |
| | 304,757,794.30 | 233,861,084.45 |

2

| | | | | |
|--|--|--|--|--|
| | | | | |
|--|--|--|--|--|

33

| | | |
|--|--|--|
| | | |
| | | |
| | | |

34

| | | |
|--|--|--|
| | | |
|--|--|--|

35

| | | |
|--|----------------|----------------|
| | | |
| | 126,645,681.97 | 220,366,927.45 |
| | 8,434,187.69 | |
| | 135,079,869.66 | 220,366,927.45 |

36**1**

| | | |
|--|----------------|----------------|
| | | |
| | 235,417,366.34 | 370,755,705.60 |
| | 2,887,985.14 | 5,404,210.30 |
| | 31,179,229.23 | 24,825,858.33 |
| | 6,488,334.50 | 2,221,752.24 |
| | 1,385,073.64 | 806,414.53 |
| | 277,357,988.85 | 404,013,941.00 |

2**1**

| | | |
|--|--|--|
| | | |
|--|--|--|

37

| | | |
|--|----------------|----------------|
| | | |
| | 159,791,594.88 | 141,466,652.49 |
| | 159,791,594.88 | 141,466,652.49 |

1

| | | |
|--|--|--|
| | | |
|--|--|--|

| | | |
|--|--|--|
| | | |
|--|--|--|

2

| | | |
|--|--|--|
| | | |
|--|--|--|

1

3**1**

| | | |
|--|----------------|----------------|
| | | |
| | 50,229,273.23 | 25,558,677.39 |
| | 41,666,840.00 | 53,032,120.00 |
| | 53,119,460.22 | 53,119,460.22 |
| | 3,538,000.00 | 3,843,237.54 |
| | 11,238,021.43 | 5,913,157.34 |
| | 159,791,594.88 | 141,466,652.49 |

2 1

| | | |
|--|---------------|--|
| | | |
| | 41,666,840.00 | |
| | 53,119,460.22 | |
| | 94,786,300.22 | |

38

1

| | | |
|--|--|--|
| | | |
|--|--|--|

2 1

| | | |
|--|--|--|
| | | |
|--|--|--|

| | | |
|--|--|--|
| | | |
|--|--|--|

39

| | | |
|--|---------------|---------------|
| | | |
| | 21,252,927.33 | 20,629,661.25 |
| | | -417,816.89 |
| | 21,252,927.33 | 20,211,844.36 |

1

| | | |
|--|--|--|
| | | |
|--|--|--|

| | | |
|--|--|--|
| | | |
|--|--|--|

40**1**

| | | | | |
|---|---------------|---------------|---------------|---------------|
| | | | | |
| | 18,191,184.10 | 84,930,112.43 | 84,707,469.88 | 18,413,826.65 |
| - | 1,809,009.57 | 5,935,363.61 | 5,898,487.11 | 1,845,886.07 |
| | 422,757.95 | 2,802,759.54 | 2,741,215.63 | 484,301.86 |
| | 20,422,951.62 | 93,668,235.58 | 93,347,172.62 | 20,744,014.58 |

2

| | | | | |
|---|---------------|---------------|---------------|---------------|
| | | | | |
| 1 | 17,848,052.23 | 78,495,834.92 | 78,260,320.54 | 18,083,566.61 |
| 2 | 659.63 | 2,732,278.91 | 2,732,694.96 | 243.58 |
| 3 | 322,472.24 | 2,710,310.04 | 2,722,765.82 | 310,016.46 |
| | 322,472.24 | 2,480,896.74 | 2,493,352.52 | 310,016.46 |
| | | 197,574.52 | 197,574.52 | |
| | | 31,314.88 | 31,314.88 | |
| 4 | | 931,688.56 | 931,688.56 | |
| 5 | 20,000.00 | 60,000.00 | 60,000.00 | 20,000.00 |
| | 18,191,184.10 | 84,930,112.43 | 84,707,469.88 | 18,413,826.65 |

3

| | | | | |
|---|--------------|--------------|--------------|--------------|
| | | | | |
| 1 | 194,711.02 | 5,424,956.07 | 5,473,465.99 | 146,201.10 |
| 2 | 12,436.41 | 249,043.97 | 255,176.69 | 6,303.69 |
| 3 | 1,601,862.14 | 261,363.57 | 169,844.43 | 1,693,381.28 |
| | 1,809,009.57 | 5,935,363.61 | 5,898,487.11 | 1,845,886.07 |

41

| | | | |
|--|--|--------------|--------------|
| | | | |
| | | 6,595,188.19 | 3,380,847.10 |

| | | |
|--|---------------|---------------|
| | 2,012,412.31 | 5,690,267.22 |
| | 7,063,319.31 | 1,119,399.00 |
| | 164,793.51 | 181,796.85 |
| | 872,209.86 | |
| | 116,209.65 | 57,212.82 |
| | | 86,142.07 |
| | 116,405.74 | 532,755.47 |
| | 79,768.86 | |
| | 3,038,990.45 | 87,283,040.12 |
| | 27,227.46 | 33,983.18 |
| | 20,086,525.34 | 98,365,443.83 |

42

| | | |
|--|--|--|
| | | |
|--|--|--|

43

| | | |
|--|---------------|---------------|
| | | |
| | 50,275,069.61 | 44,744,708.83 |
| | 1,493,098.53 | 1,804,042.87 |
| | 51,768,168.14 | 46,548,751.70 |

44

| | | |
|--|--------------|--------------|
| | | |
| | 2,633,868.16 | 4,294,141.35 |
| | 1,134,388.42 | 417,816.89 |
| | 2,267,970.70 | 200,000.00 |
| | 6,036,227.28 | 4,911,958.24 |

| | | | | | | | | | | | | | |
|--|--|--|--|--|--|--|--|--|--|--|--|--|--|
| | | | | | | | | | | | | | |
| | | | | | | | | | | | | | |
| | | | | | | | | | | | | | |

45

1

| | | |
|--|----------------|----------------|
| | | |
| | 60,157,500.00 | 53,320,000.00 |
| | 62,700,000.00 | 45,325,000.00 |
| | 18,640,000.00 | 19,960,000.00 |
| | 4,030,245.72 | 5,514,347.56 |
| | 229,338.77 | 171,999.10 |
| | -50,275,069.61 | -44,744,708.83 |
| | 95,482,014.88 | 79,546,637.83 |

46

1

| | | |
|--|--|--|
| | | |
|--|--|--|

2

47

| | | |
|---|---------------|---------------|
| | | |
| - | 2,811,865.23 | 4,308,436.05 |
| - | -94,507.81 | -215,179.04 |
| | -1,493,098.53 | -1,804,042.87 |
| | 1,224,258.89 | 2,289,214.14 |

48

| | | |
|--|--------------|--------------|
| | | |
| | 1,164,986.35 | 1,115,629.95 |
| | 1,164,986.35 | 1,115,629.95 |

1

| | | |
|--|--------------|--------------|
| | | |
| | 1,164,986.35 | 1,115,629.95 |

2

| | | | | | |
|--|--|--|--|--|--|
| | | | | | |
|--|--|--|--|--|--|

49

1

| | | |
|--|--|--|
| | | |
|--|--|--|

2

| | | |
|--|--|--|
| | | |
|--|--|--|

| | | |
|--|--|--|
| | | |
|--|--|--|

| | | |
|--|--|--|
| | | |
|--|--|--|

50

| | | | |
|--|---------------|----------------|--|
| | | | |
| | 6,987,971.63 | 31,530,598.81 | |
| | 53,014,387.66 | 41,976,226.67 | |
| | | 9,460,634.72 | |
| | | 33,553,343.16 | |
| | 60,002,359.29 | 116,520,803.36 | |

" " "

SKL

51

| | | | | |
|--|--------------|--|------------|--------------|
| | | | | |
| | 8,290,742.43 | | 942,583.68 | 7,348,158.75 |
| | 8,290,742.43 | | 942,583.68 | 7,348,158.75 |

52

| | | |
|--|--|------|
| | | |
| | | 0.00 |

53

| | | | | | | | |
|--|--------------------|-----|--|--|-------------------|-------------------|--------------------|
| | | + - | | | | | |
| | | | | | | | |
| | 470,609,663. 00 | | | | - 3,272,000.00 | - 3,272,000.00 | 467,337,663. 00 |

54

1

2

| | | | | | | | | |
|--|--|--|--|--|--|--|--|--|
| | | | | | | | | |
| | | | | | | | | |

55

| | | | | |
|--|------------------|--------------|---------------|------------------|
| | | | | |
| | 1,519,376,720.97 | | | 1,519,376,720.97 |
| | 56,309,215.27 | 3,883,039.69 | 29,434,125.21 | 30,758,129.75 |
| | 1,575,685,936.24 | 3,883,039.69 | 29,434,125.21 | 1,550,134,850.72 |

SKL 21,582,862.33

56

| | | | | |
|--|---------------|--|---------------|---------------|
| | | | | |
| | 53,032,120.00 | | 11,365,280.00 | 41,666,840.00 |
| | 53,032,120.00 | | 11,365,280.00 | 41,666,840.00 |

57

| | | | | | | | | |
|--|--|---------------|--|--|--|---------------|--|---------------|
| | | | | | | | | |
| | | | | | | | | |
| | | 56,436,628.12 | | | | 56,436,628.12 | | 56,436,628.12 |

| | | | | | | | | |
|--|---------------|---------------|--|--|--|---------------|------------|---------------|
| | | | | | | | | |
| | | | | | | | | |
| | | | | | | | | |
| | | | | | | | | |
| | | 56,436,628.12 | | | | 56,436,628.12 | | 56,436,628.12 |
| | 81,722,388.77 | 5,933,242.54 | | | | -5,683,635.81 | 249,606.73 | 87,406,024.58 |
| | | | | | | | | |
| | | | | | | | | |
| | | | | | | | | |
| | | | | | | | | |
| | | | | | | | | |
| | 81,722,388.77 | 5,933,242.54 | | | | -5,683,635.81 | 249,606.73 | 87,406,024.58 |
| | 81,722,388.77 | 50,503,385.58 | | | | 50,752,992.31 | 249,606.73 | 30,969,396.46 |

58

| | | | | |
|--|--|--|--|--|
| | | | | |
|--|--|--|--|--|

59

| | | | | |
|--|---------------|--|--|---------------|
| | | | | |
| | 26,928,612.04 | | | 26,928,612.04 |
| | 26,928,612.04 | | | 26,928,612.04 |

60

| | | | | |
|--|--|-------------------|--|-------------------|
| | | | | |
| | | -1,373,346,330.44 | | -1,297,253,833.05 |

| | | |
|--|-------------------|-------------------|
| | -1,373,346,330.44 | -1,297,253,833.05 |
| | 9,348,634.39 | -76,092,497.39 |
| | -1,363,997,696.05 | -1,373,346,330.44 |

1)

| | | |
|--|--------------|--------------|
| | 106,844.18 | 208,919.41 |
| | 284,609.60 | 351,169.22 |
| | | |
| | 39,207.65 | 22,873.51 |
| | 2,852,066.99 | 3,206,615.06 |

63

| | | |
|--|---------------|---------------|
| | | |
| | 21,579,349.44 | 25,109,115.26 |
| | 5,267,879.50 | 5,238,901.94 |
| | 10,578,703.22 | 15,037,870.78 |
| | 1,528,294.69 | 1,937,517.95 |
| | 155,281.02 | 223,194.67 |
| | 135,000.00 | 135,000.00 |
| | 2,772,113.24 | 2,716,373.69 |
| | 3,606,214.63 | 13,676,193.91 |
| | 1,322,420.41 | 411,872.11 |
| | 52,557.70 | 925,382.27 |
| | 2,107,650.84 | 4,213,258.38 |
| | 259,395.89 | 8,619.85 |
| | 12,582,206.83 | 9,297,431.79 |
| | 61,947,067.41 | 78,930,732.60 |

64

| | | |
|--|---------------|----------------|
| | | |
| | 19,964,027.24 | 28,966,021.14 |
| | 7,881,163.31 | 13,233,552.55 |
| | 457,032.80 | 1,314,555.21 |
| | 785,695.56 | 1,160,661.76 |
| | 30,078,436.68 | 37,022,260.66 |
| | 901,441.48 | 755,762.46 |
| | 779,094.89 | 262,202.40 |
| | 1,557,739.54 | 884,578.25 |
| | 22,926,131.47 | 35,680,697.90 |
| | 353,136.71 | 144,380.66 |
| | 574,666.17 | 749,677.37 |
| | 202,325.04 | 885,250.00 |
| | 1,316,957.22 | 5,133,019.78 |
| | 87,777,848.11 | 126,192,620.14 |

65

| | | |
|--|--|--|
| | | |
|--|--|--|

| | | |
|--|---------------|---------------|
| | 5,947,838.76 | 5,279,922.07 |
| | 3,984,876.80 | 3,209,092.08 |
| | 601,187.51 | 2,720,954.05 |
| | 482,681.83 | 394,404.07 |
| | 102,562.61 | 38,393.05 |
| | 250,233.24 | 125,858.13 |
| | 74,500.02 | |
| | | 40,200.00 |
| | | 45,200.00 |
| | 1,073,773.69 | 2,149,914.74 |
| | 12,517,654.46 | 14,003,938.19 |

66

| | | |
|--|---------------|----------------|
| | | |
| | 12,030,405.34 | 36,204,280.50 |
| | 472,686.98 | 763,087.23 |
| | -4,326,639.59 | -33,167,851.39 |
| | | 152,392.86 |
| | 2,016,297.95 | 2,213,062.76 |
| | 677,921.15 | -130,982.36 |
| | 9,925,297.86 | 4,507,815.14 |

67

| | | |
|--|--------------|--------------|
| | | |
| | 1,057,336.90 | 4,036,702.47 |
| | 101,230.39 | 126,294.32 |
| | 1,158,567.29 | 4,162,996.79 |

68

| | | |
|--|--|--|
| | | |
|--|--|--|

69

| | | |
|--|-----------|--|
| | | |
| | 51,000.60 | |
| | 51,000.60 | |

70

| | | |
|--|---------------|---------------|
| | | |
| | -2,649,038.85 | -2,496,693.45 |
| | 12,968,231.92 | |
| | 48,323.33 | 12,909.86 |
| | | 17,248.79 |
| | 10,367,516.40 | -2,466,534.80 |

71

| | | |
|--|--------------|---------------|
| | | |
| | 1,613,036.46 | -2,467,886.63 |
| | -556,682.62 | -443,878.36 |
| | 1,056,353.84 | -2,911,764.99 |

72

| | | |
|--|---------------|---------------|
| | | |
| | -1,229,720.86 | -4,855,419.22 |
| | -254,265.73 | -65,634.88 |
| | -1,483,986.59 | -4,921,054.10 |

73

| | | |
|--|-----------|--------------|
| | | |
| | | 13,973.81 |
| | 10,415.71 | 3,112,922.81 |
| | 10,415.71 | 3,126,896.62 |

74

| | | | |
|--|--------------|------------|--------------|
| | | | |
| | 11,369.23 | 49,155.75 | 11,369.23 |
| | 11,369.23 | | 11,369.23 |
| | 4,655,625.54 | | 4,655,625.54 |
| | 271,855.02 | 124,865.20 | 271,855.02 |

| | | | |
|--|--------------|------------|--------------|
| | 4,938,849.79 | 174,020.95 | 4,938,849.79 |
|--|--------------|------------|--------------|

75

| | | | |
|--|--------------|---------------|--------------|
| | | | |
| | 55,820.24 | 26,750.05 | 55,820.24 |
| | 165,997.84 | 951,562.95 | 165,997.84 |
| | 165,997.84 | 951,562.95 | 165,997.84 |
| | 4,413.08 | 39,079.53 | 4,413.08 |
| | 8,340,201.90 | 47,571,449.74 | 8,340,201.90 |
| | 67,334.40 | 261,397.00 | 67,334.40 |
| | 8,633,767.46 | 48,850,239.27 | 8,633,767.46 |

76

1

| | | |
|--|--------------|----------------|
| | | |
| | 7,149,463.78 | 4,801,773.15 |
| | 2,647,426.68 | -19,393,477.49 |
| | 9,796,890.46 | -14,591,704.34 |

2

| | |
|---|---------------|
| | |
| | 20,179,942.29 |
| / | 3,026,991.34 |
| | 2,331,303.26 |
| | -190,365.48 |
| | -32,685.12 |
| | 5,698,506.53 |
| | -1,057,126.61 |
| | 20,266.54 |
| | 9,796,890.46 |

77

78

1

| | | |
|--|--------------|---------------|
| | | |
| | 167,628.95 | 3,061,534.46 |
| | 360,363.11 | 738,228.06 |
| | | 53,465.11 |
| | 1,387,573.69 | 4,891,674.45 |
| | 15,121.52 | 601.84 |
| | 3,106,366.73 | 438,335.68 |
| | 1,429,171.56 | 1,231,370.59 |
| | 6,466,225.56 | 10,415,210.19 |

| | | |
|--|---------------|---------------|
| | | |
| | 971,247.11 | 375,275.57 |
| | 960,867.68 | 443,699.50 |
| | 68,711,466.30 | 84,213,654.59 |
| | | 8,193.25 |
| | 2,216,238.26 | 4,022,983.43 |
| | 72,859,819.35 | 89,063,806.34 |

2

| | | |
|--|--|--|
| | | |
|--|--|--|

| | | |
|--|--|--|
| | | |
|--|--|--|

| | | |
|--|------------|--|
| | | |
| | 185,337.40 | |
| | 185,337.40 | |

| | | |
|--|--|--|
| | | |
|--|--|--|

3

| | | |
|--|---------------|---------------|
| | | |
| | | 10,000,000.00 |
| | 44,623,244.44 | |
| | 44,623,244.44 | 10,000,000.00 |

| | | |
|--|---------------|---------------|
| | | |
| | | 12,910,132.93 |
| | 50,548,962.03 | 19,342,424.79 |
| | 2,980,000.00 | |
| | 626,580.26 | |
| | 54,155,542.29 | 32,252,557.72 |

| | | | | | | |
|--|----------------|----------------|----------------|----------------|---------------|----------------|
| | | | | | | |
| | 233,861,084.45 | 173,478,707.25 | 90,979,731.65 | 181,803,027.29 | 11,758,701.76 | 304,757,794.30 |
| | 46,548,751.70 | | 27,405,607.49 | 22,167,211.94 | 18,979.11 | 51,768,168.14 |
| | 79,546,637.83 | 43,050,000.00 | 2,949,785.84 | 2,892,446.17 | 27,171,962.62 | 95,482,014.88 |
| | 2,289,214.14 | | | | 1,064,955.25 | 1,224,258.89 |
| | 1,115,629.95 | | 49,356.40 | | | 1,164,986.35 |
| | 363,361,318.07 | 216,528,707.25 | 121,384,481.38 | 206,862,685.40 | 40,014,598.74 | 454,397,222.56 |

4

| | | | |
|--|--|--|--|
| | | | |
|--|--|--|--|

5**79****1**

| | | |
|---|---------------|----------------|
| | | |
| 1 | | |
| | 10,383,051.83 | -18,886,004.23 |
| | 427,632.75 | -7,832,819.09 |



| | |
|---------------|---------------|
| 33,595,354.75 | 33,509,702.00 |
| 859,629.62 | 3,473,135.29 |
| 5,985,415.24 | 11,793,496.40 |
| 3,261,489.90 | 5,366,342.35 |
| " " | |
| -10,415.71 | -3,412,793.06 |

| | |
|--|--|
| | |
|--|--|

3

| | |
|--|-------------|
| | |
| | 100,000.00 |
| | |
| | 285,337.40 |
| | |
| | |
| | -185,337.40 |

4

| | | |
|--|---------------|---------------|
| | | |
| | 54,941,662.87 | 82,719,304.41 |
| | 4,166.67 | 6,089.25 |
| | 52,221,826.80 | 75,258,721.95 |
| | 2,715,669.40 | 7,454,493.21 |
| | 54,941,662.87 | 82,719,304.41 |

5

| | | | |
|--|--|--|--|
| | | | |
|--|--|--|--|

6

| | | | |
|--|--|--|--|
| | | | |
|--|--|--|--|

7

80

" "

81

1

| | | | |
|--|---------------|--------|----------------|
| | | | 90,247,823.70 |
| | 8,200,024.55 | 7.1268 | 58,439,934.96 |
| | 3,675,832.99 | 7.6617 | 28,163,129.62 |
| | 6,739.96 | 0.9127 | 6,151.43 |
| | 2,476,862.94 | 0.0447 | 110,809.89 |
| | 291,747.17 | 9.0430 | 2,638,269.66 |
| | 133,253.38 | 5.2274 | 696,568.72 |
| | 38,461.89 | 4.7650 | 183,270.91 |
| | 115,202.26 | 0.0841 | 9,688.51 |
| | | | 523,206,862.00 |
| | 69,718,510.45 | 7.1268 | 496,869,880.28 |
| | 2,481,216.79 | 7.6617 | 19,010,338.68 |
| | 2,271,013.71 | 0.0447 | 101,600.61 |
| | 257,430.88 | 9.0430 | 2,327,947.45 |
| | 935,263.30 | 5.2274 | 4,888,995.37 |
| | 142.19 | 4.7650 | 677.54 |
| | 19,094.77 | 0.3857 | 7,364.85 |
| | 32.35 | 1.7689 | 57.22 |
| | | | 16,846,113.00 |
| | 1,906,123.16 | 7.6617 | 14,604,143.81 |
| | 50,094,510.00 | 0.0447 | 2,241,128.19 |
| | 10,000.00 | 0.0841 | 841.00 |
| | | | 17,367,293.99 |
| | 1,168,054.12 | 7.1268 | 8,324,488.10 |
| | 1,164,027.86 | 7.6617 | 8,918,432.25 |
| | 56,703.74 | 0.9127 | 51,752.37 |
| | 45,447.00 | 0.0447 | 2,033.21 |
| | 4,246.50 | 9.0430 | 38,401.10 |
| | 892.57 | 5.2274 | 4,665.82 |
| | 327,242.99 | 0.0841 | 27,521.14 |
| | | | 31,767,777.58 |
| | 4,345,093.96 | 7.1268 | 30,966,615.63 |
| | 64,190.10 | 7.6617 | 491,805.29 |
| | 3,662.96 | 0.9127 | 3,343.11 |
| | 4,733,062.00 | 0.0447 | 211,747.73 |
| | 9,229.19 | 9.0430 | 83,459.57 |
| | 1,999.26 | 5.2274 | 10,450.93 |
| | 0.01 | 4.7650 | 0.05 |

| | | |
|------------|--------|--------------|
| 80.63 | 1.9462 | 156.93 |
| 887.84 | 0.2234 | 198.34 |
| | | 3,001,410.80 |
| 24,816.21 | 7.1268 | 176,860.17 |
| 364,380.97 | 7.6617 | 2,791,777.68 |
| 732,553.00 | 0.0447 | 32,772.96 |
| | | 8,082,959.80 |
| 182,753.46 | 7.1268 | 1,302,447.36 |
| 883,209.65 | | |

2

3

83

84

| | | |
|--|---------------|---------------|
| | | |
| | 9,502,989.03 | 9,211,491.55 |
| | 9,857,512.12 | 7,045,200.95 |
| | 1,188,924.13 | 1,765,026.01 |
| | 473,285.80 | |
| | 38,066.58 | 2,121,783.73 |
| | 74,500.02 | |
| | 576,285.76 | 702,521.70 |
| | 21,711,563.44 | 20,846,023.94 |
| | 12,517,654.46 | 14,003,938.19 |
| | 9,193,908.98 | 6,842,085.75 |

1

| Z3 | 328,204.37 | 487,992.21 | | | | | 10,301.93 | 805,894.65 |
|----|------------|------------|--|--|--|--|--------------|------------|
| | 384,250.46 | 898,606.93 | | | | | 1,051,462.68 | 231,394.71 |

| | | | | | | | | |
|---------|--------------|--------------|--|--|--|--|--------------|--------------|
| | | | | | | | | |
| TF-02 | | 25,527.96 | | | | | | 25,527.96 |
| V6/HQ3 | | 194,304.76 | | | | | | 194,304.76 |
| SS | | 64,922.12 | | | | | | 64,922.12 |
| CBZTBFT | 748,937.10 | 382,911.82 | | | | | 722,646.51 | 409,202.41 |
| | | 765,075.85 | | | | | 405,225.02 | 359,850.83 |
| | | 486,041.09 | | | | | | 486,041.09 |
| CBZ | | 665,664.96 | | | | | | 665,664.96 |
| | | 726,780.20 | | | | | 407,351.65 | 319,428.55 |
| CBZE | | 743,646.29 | | | | | 677,323.90 | 66,322.39 |
| | | 314,510.66 | | | | | 243,654.55 | 70,856.11 |
| | | 107,377.88 | | | | | | 107,377.88 |
| | | 1,156,466.75 | | | | | 416,096.49 | 740,370.26 |
| K3/N3 | | 278,093.59 | | | | | 125,920.90 | 152,172.69 |
| | | 181,372.37 | | | | | | 181,372.37 |
| | | 475.43 | | | | | | 475.43 |
| SS | | 305,756.81 | | | | | | 305,756.81 |
| M26 | | 1,408,381.30 | | | | | | 1,408,381.30 |
| | 1,461,391.93 | 9,193,908.98 | | | | | 4,059,983.63 | 6,595,317.28 |

| | | | | | |
|---------|--|------------|--|------------|--|
| | | | | | |
| Z3 | | 2024 12 31 | | 2023 11 23 | |
| | | 2024 12 31 | | 2022 4 8 | |
| CBZTBFT | | 2024 8 31 | | 2023 4 24 | |

| | | | | | |
|------|--|------------|--|-----------|--|
| | | | | | |
| CBZ | | 2024 10 10 | | 2024 1 18 | |
| | | 2024 12 31 | | 2024 3 14 | |
| CBZE | | 2024 12 31 | | 2024 3 28 | |
| | | 2024 12 31 | | 2024 3 12 | |
| M26 | | 2024 12 31 | | 2024 1 22 | |

| | | | | | |
|--|--|--|--|--|--|
| | | | | | |
|--|--|--|--|--|--|

2

| | | |
|--|--|--|
| | | |
|--|--|--|

1

2

3

4

| | | | | | | | | | | | | |
|--------------------------------|---------------|---------|--|------------------|--|--------------------|-------|--|--|--|--|--|
| | | | | | | | | | | | | |
| Sunvalley HK Limited | 27,795,869.33 | 100.00% | | 2024 06 30 | | - 11,804,408.08 | 0.00% | | | | | |
| Sunvalleytek International Inc | | 100.00% | | 2024 06 30 | | | 0.00% | | | | | |
| | | 100.00% | | 2024 06 30 | | | 0.00% | | | | | |
| | | 100.00% | | 2024 06 30 | | | 0.00% | | | | | |

5

| | | | % |
|----------------------------------|--|--|-------|
| LIMITED LIABILITY COMPANY REXMEO | | | 99.51 |
| NOURISH STAR(HK)LIMITED | | | 99.51 |

6

1

1

| | 315,000,000.00 | | | | 100.00% | | |
|--------------------------------|----------------|--|--|--|---------|--------|--|
| | 30,000,000.00 | | | | 100.00% | | |
| | 5,000,000.00 | | | | 100.00% | | |
| | 30,000,000.00 | | | | 100.00% | | |
| | 10,000,000.00 | | | | 99.75% | | |
| | 10,000,000.00 | | | | 95.00% | | |
| SacaPrecisionTechnology S.r.l. | 78,363.00 | | | | 100.00% | | |
| DonatiS.r.l. | 543,228.40 | | | | | 80.00% | |
| | 12,436,300.00 | | | | 99.96% | | |
| | 10,000,000.00 | | | | 100.00% | | |
| | 20,000,000.00 | | | | | 99.96% | |
| | 11,000,000.00 | | | | | 99.96% | |
| | 10,000,000.00 | | | | 100.00% | | |
| Sunvalley | 0.88 | | | | | 99.75% | |

| | | | | | | | |
|--|-------------------|--|--|--|--|---------|--|
| (HK) Technology Limited | | | | | | | |
| ZBT International TradingGmb H | 251,792.50 | | | | | 99.75% | |
| Sunvalley JAPAN Co.Ltd | 30,350.00 | | | | | 99.75% | |
| PROFOUND CENTURYL IMITED | 0.86 | | | | | 99.75% | |
| HTE WMLTD | 0.86 | | | | | 99.75% | |
| Spectrum Power Company Limited | 0.88 | | | | | 99.75% | |
| RED BUD (HK) LIMITED | 0.85 | | | | | 99.75% | |
| SENFREED TECHNOLO GY LIMITED | 8.94 | | | | | 99.75% | |
| Evajoy SARL | 395,770.00 | | | | | 99.75% | |
| CELLECTIO NS CORP. | 1,266.86 | | | | | 99.75% | |
| Euro-tech Distribution | 167,383.69 | | | | | 69.83% | |
| VAVA INTERNATI ONAL INC. | 2,096,850.00 | | | | | 99.75% | |
| | 10,000,000.0 0 | | | | | 99.51% | |
| | 10,000,000.0 0 | | | | | 99.51% | |
| | 10,000,000.0 0 | | | | | 99.51% | |
| | 10,000,000.0 0 | | | | | 99.96% | |
| | 81,803.00 | | | | | 100.00% | |
| Paris Rhone (HK) Technology Limited | 0.86 | | | | | 99.51% | |
| FUT | 278,180.00 | | | | | 99.51% | |
| ATI INC. | 3,685,600.00 | | | | | 99.51% | |

| | | | | | | | |
|----------------------------------|---------------|--|--|--|--|--------|--|
| SIG GmbH | 195,727.50 | | | | | 99.51% | |
| TII INC. | 9,728.10 | | | | | 99.51% | |
| | 10,000,000.00 | | | | | 69.83% | |
| LIMITED LIABILITY COMPANY REXMEO | 841.00 | | | | | 99.51% | |
| NOURISH STAR(HK)LIMITED | 9,126.80 | | | | | 99.51% | |

2

| | | | | |
|--|--|--|--|--|
| | | | | |
|--|--|--|--|--|

3

2

1

2

3

1

| | | | | | | |
|--|--|--|--|--|--|--|
| | | | | | | |
| | | | | | | |

20%

20%

2

3

4

| | | |
|----|---------------|---------------|
| | / | / |
| | | |
| | | |
| | | |
| | 25,931,784.24 | 28,580,823.09 |
| | | |
| -- | -2,649,038.85 | -2,496,693.45 |
| -- | -2,649,038.85 | -2,496,693.45 |

5

6

| | | | |
|--|------------|-----------|------------|
| | | | |
| | 237,792.83 | 56,140.10 | 293,932.93 |

7

8

4

| | | | | | |
|--|--|--|--|---|--|
| | | | | / | |
| | | | | | |

5

6

1

2

3

| | | |
|--|--------------|--------------|
| | | |
| | 1,057,336.90 | 4,036,702.47 |

1

1

1

SacaPrecisionTechno ,

| | | | | | | |
|----|---------------|---------------|---------------|---------------|---------|--|
| 12 | 183,479.66 | 183,479.66 | 183,479.66 | 183,479.66 | 100.00% | |
| 13 | 150,346.75 | 150,346.75 | 150,346.75 | 150,346.75 | 100.00% | |
| 14 | 146,633.40 | 146,633.40 | 146,633.40 | 146,633.40 | 100.00% | |
| 15 | 79,819.20 | 79,819.20 | 79,819.20 | 79,819.20 | 100.00% | |
| 16 | 73,499.21 | 73,499.21 | 73,499.21 | 73,499.21 | 100.00% | |
| 17 | 55,504.40 | 55,504.40 | 55,504.40 | 55,504.40 | 100.00% | |
| 18 | 50,900.00 | 50,900.00 | 50,900.00 | 50,900.00 | 100.00% | |
| 19 | 43,594.50 | 43,594.50 | 43,594.50 | 43,594.50 | 100.00% | |
| 20 | 14,908.45 | 14,908.45 | 14,908.45 | 14,908.45 | 100.00% | |
| 21 | 1,767.02 | 1,767.02 | 26,800.32 | 26,800.32 | 100.00% | |
| 22 | | | 880,825.51 | 440,412.76 | 50.00% | |
| 23 | | | 998.78 | 499.39 | 50.00% | |
| | 12,612,531.46 | 12,612,531.46 | 100,057.71 | 100,057.71 | 100.00% | |
| | 42,846,341.89 | 37,105,189.67 | 13,943,340.20 | 13,502,428.06 | 96.84% | |

3

2

1

2

| | | | | |
|--|--|--|--|--|
| | | | | |
| | | | | |
| | | | | |

3

3

1

2

3

6+9

6+9

1

| | -- | -- | -- | -- |
|--|----|---------------|---------------|---------------|
| | | | 38,059,729.41 | 38,059,729.41 |
| | | 11,055,170.88 | | 11,055,170.88 |
| | | 11,055,170.88 | 38,059,729.41 | 49,114,900.29 |
| | -- | -- | -- | -- |

2

R2

3

4

5

6

7

8

9

1



17.03%

21.73%

2

1

3

3

| | |
|--|--|
| | |
| | |
| | |
| | |

4

| | |
|--|-----|
| | |
| | 5% |
| | |
| | |
| | 5% |
| | 30% |

5

1

/

| | | | | | |
|--|--|--------------|--|--|--------------|
| | | | | | |
| | | 9,394,926.96 | | | 7,557,432.58 |
| | | 216,814.16 | | | |
| | | | | | 105,918.03 |

/

| | | | |
|--|--|--|-----------|
| | | | |
| | | | 32,788.47 |

2

/

/

/

| | | | | | | |
|---|---|---|---|---|---|---|
| / | / | / | / | / | / | / |
|---|---|---|---|---|---|---|

/

/

| | | | | | | |
|---|---|---|---|---|---|---|
| / | / | / | / | / | / | / |
|---|---|---|---|---|---|---|

/

3

| | | | |
|--|--|--|--|
| | | | |
|--|--|--|--|

| | | | | | | | | | | |
|--|--|--|--|--|--|--|--|--|--|--|
| | | | | | | | | | | |
| | | | | | | | | | | |

4

| | | | | |
|--|--|--|--|--|
| | | | | |
|--|--|--|--|--|

| | | | | |
|--|---------------|------------|------------|--|
| | | | | |
| | 70,000,000.00 | 2022 8 29 | 2027 8 28 | |
| | 30,000,000.00 | 2021 11 10 | 2031 12 31 | |

| | | | | |
|--|----------------|-----------|------------|--|
| | 330,000,000.00 | 2023 2 23 | 2026 2 28 | |
| | 330,000,000.00 | 2023 2 11 | 2026 2 10 | |
| | 330,000,000.00 | 2022 9 29 | 2025 9 28 | |
| | 400,000,000.00 | 2020 1 1 | 2025 12 31 | |
| | 400,000,000.00 | 2020 1 1 | 2026 12 31 | |
| | 170,000,000.00 | 2022 8 29 | 2027 8 28 | |
| | 65,000,000.00 | 2023 5 9 | 2024 3 28 | |

5

| | | | | |
|--|--|--|--|--|
| | | | | |
| | | | | |
| | | | | |

6

| | | | |
|--|--|------------|--|
| | | | |
| | | 100,000.00 | |

7

| | | | |
|--|--|--------------|--------------|
| | | | |
| | | 1,950,107.41 | 2,573,570.08 |

8

6

1

| | | | | | |
|--|--|--------------|------------|--------------|------------|
| | | | | | |
| | | | | | |
| | | 3,892,612.19 | 389,261.25 | 3,903,393.77 | 195,169.69 |

| | | | | | |
|--|--|--------------|------------|--------------|------------|
| | | 998.78 | 499.39 | | |
| | | | | | |
| | | 45,288.53 | 2,264.40 | 48,848.39 | 2,442.40 |
| | | 11,972.04 | 5,986.02 | | |
| | | | | | |
| | | 28,185.84 | | | |
| | | 3,979,057.38 | 398,011.06 | 3,952,242.16 | 197,612.09 |

2

| | | | |
|--|----------------------------------|---------------|---------------|
| | | | |
| | | | |
| | | 11,586,279.34 | 12,777,226.09 |
| | | 191,943.90 | 190,756.16 |
| | Sunvalleytek International, Inc. | 22,914,898.03 | |
| | | 58.00 | |
| | | 34,693,179.27 | 5,018,222.71 |
| | | 437,480.47 | 450,034.76 |

7

8

1

| | | | | | | | |
|--|--|--|--|--|--|--------------|---------------|
| | | | | | | | |
| | | | | | | | |
| | | | | | | 3,272,000.00 | 11,365,280.00 |
| | | | | | | 3,272,000.00 | 11,365,280.00 |

2

| | |
|--|---------------|
| | |
| | |
| | 25,094,654.95 |
| | 3,883,039.69 |

3

4

| | | |
|------|--------------|--|
| | | |
| 2022 | 3,883,039.69 | |
| | 3,883,039.69 | |

5

6

1

2024 6 25
Sunvalley(HK) Limited

(6)

2018 12

1.

2

1

| | / | / | | | |
|---|-------------------------------------|-------------------------------------|--------------|---------|-----------|
| 1 | | Sunvalley E-commerce(HK) Limited | 2022 4399 | 03 | 94,694.72 |
| 2 | Sunvalley E-commerce(HK) Limited | | 2023 6615 | 03 2 | 7,287.15 |
| 3 | | Sunvalley E-commerce HK Limited | 2022 6322 | 03 | 6,975.64 |
| 4 | | | 2024 3320 | 03 | 24,250.53 |
| 5 | | Sunvalley E-commerce HK Limited | 2024 | 06 65 | 8,911.34 |
| 6 | | | | | 1,308.50 |

3

1



2

3

4

1

1



2



2

3

1

2

4

5



6

1

2

2

| | | | | | |
|--|------------------|----------------|----------------|-----------------|------------------|
| | | | | | |
| | 499,713,809.26 | 301,792,908.73 | | -138,053.09 | 801,368,664.90 |
| | 409,752,287.97 | 203,993,056.99 | | -111,607.60 | 613,633,737.36 |
| | 46,644,517.83 | 112,176,144.93 | 13,373,650.57 | -26,445.49 | 172,167,867.84 |
| | 43,270,316.38 | 1,308,484.31 | -24,398,858.40 | | 20,179,942.29 |
| | 2,277,260,930.18 | 441,179,284.58 | 1,882,781.98 | -902,404,087.91 | 1,817,918,908.83 |
| | 894,547,397.79 | 380,200,050.13 | 3,086,770.21 | -85,645,963.51 | 1,192,188,254.62 |

3

4

7

8

1

1

| | | | |
|---|---|----------------|----------------|
| | | | |
| 1 | 1 | 216,452,649.41 | 147,177,414.89 |
| 1 | 2 | 26,715,609.81 | 27,507,685.11 |
| 2 | 3 | 2,636,219.23 | 2,518,843.94 |
| 3 | | 17,641,055.90 | 19,401,224.16 |
| 3 | 4 | 1,776,414.35 | 1,858,326.64 |
| 4 | 5 | 2,626,958.70 | 4,290,850.91 |
| 5 | | 13,237,682.85 | 13,252,046.61 |
| | | 263,445,534.35 | 196,605,168.10 |

2

| | 12,690,0 94.68 | 4.82% | 12,690,0 94.68 | 100.00% | 0.00 | 12,631,7 47.62 | 6.43% | 12,631,7 47.62 | 100.00% | |
|--|--------------------|---------|-------------------|---------|--------------------|--------------------|---------|-------------------|---------|--------------------|
| | | | | | | | | | | |
| | 12,690,0 94.68 | 4.82% | 12,690,0 94.68 | 100.00% | 0.00 | 12,631,7 47.62 | 6.43% | 12,631,7 47.62 | 100.00% | |
| | 250,755, 439.67 | 95.18% | 7,152,51 0.86 | 2.85% | 243,602, 928.81 | 183,973, 420.48 | 93.57% | 9,857,68 6.03 | 5.36% | 174,115, 734.45 |
| | | | | | | | | | | |
| | 66,353,1 43.97 | 25.19% | 7,152,51 0.86 | 10.78% | 59,200,6 33.11 | 80,968,2 52.41 | 41.18% | 9,857,68 6.03 | 12.17% | 71,110,5 66.38 |
| | 184,402, 295.70 | 70.00% | | | 184,402, 295.70 | 103,005, 168.07 | 52.39% | | | 103,005, 168.07 |
| | 263,445, 534.35 | 100.00% | 19,842,6 05.54 | 7.53% | 243,602, 928.81 | 196,605, 168.10 | 100.00% | 22,489,4 33.65 | 11.44% | 174,115, 734.45 |

| 1 | 9,370,852.15 | 9,370,852.15 | 9,429,199.21 | 9,429,199.21 | 100.00% | |
|---|--------------|--------------|--------------|--------------|---------|--|
| 2 | 983,557.40 | 983,557.40 | 983,557.40 | 983,557.40 | 100.00% | |
| 3 | 496,424.20 | 496,424.20 | 496,424.20 | 496,424.20 | 100.00% | |
| 4 | 304,425.10 | 304,425.10 | 304,425.10 | 304,425.10 | 100.00% | |
| 5 | 298,133.20 | 298,133.20 | 298,133.20 | 298,133.20 | 100.00% | |
| 6 | 245,856.00 | 245,856.00 | 245,856.00 | 245,856.00 | 100.00% | |
| 7 | 183,479.66 | 183,479.66 | 183,479.66 | 183,479.66 | 100.00% | |

| | | | | | | |
|----|---------------|---------------|---------------|---------------|---------|--|
| 8 | 150,346.75 | 150,346.75 | 150,346.75 | 150,346.75 | 100.00% | |
| 9 | 146,633.40 | 146,633.40 | 146,633.40 | 146,633.40 | 100.00% | |
| 10 | 133,814.00 | 133,814.00 | 133,814.00 | 133,814.00 | 100.00% | |
| 11 | 79,819.20 | 79,819.20 | 79,819.20 | 79,819.20 | 100.00% | |
| 12 | 73,499.21 | 73,499.21 | 73,499.21 | 73,499.21 | 100.00% | |
| 13 | 55,504.40 | 55,504.40 | 55,504.40 | 55,504.40 | 100.00% | |
| 14 | 50,900.00 | 50,900.00 | 50,900.00 | 50,900.00 | 100.00% | |
| 15 | 43,594.50 | 43,594.50 | 43,594.50 | 43,594.50 | 100.00% | |
| 16 | 14,908.45 | 14,908.45 | 14,908.45 | 14,908.45 | 100.00% | |
| | 12,631,747.62 | 12,631,747.62 | 12,690,094.68 | 12,690,094.68 | | |

| | | | | |
|-----|--|---------------|--------------|---------|
| | | | | |
| 1 | | 52,855,816.60 | 766,409.34 | 1.45% |
| 1 2 | | 5,910,146.92 | 1,265,362.46 | 21.41% |
| 2 3 | | 2,636,219.23 | 952,466.01 | 36.13% |
| 3 4 | | 1,776,414.35 | 993,726.19 | 55.94% |
| 4 5 | | 2,626,958.70 | 2,626,958.70 | 100.00% |
| 5 | | 547,588.17 | 547,588.17 | 100.00% |
| | | 66,353,143.97 | 7,152,510.86 | |

3

| | | | | | |
|--|---------------|---------------|--|--|---------------|
| | | | | | |
| | 9,857,686.03 | 58,347.06 | | | 9,916,033.09 |
| | 12,631,747.62 | -2,705,175.17 | | | 9,926,572.45 |
| | 22,489,433.65 | -2,646,828.11 | | | 19,842,605.54 |

| | | | | |
|--|--|--|--|--|
| | | | | |
|--|--|--|--|--|

4

| | |
|--|--|
| | |
|--|--|

| | | | | | |
|--|--|--|--|--|--|
| | | | | | |
|--|--|--|--|--|--|

5

| | | | | | |
|---|----------------|--|----------------|--------|--------------|
| | | | | | |
| 1 | 61,872,214.20 | | 61,872,214.20 | 23.49% | |
| 2 | 94,055,017.65 | | 94,055,017.65 | 35.70% | |
| 3 | 25,725,301.65 | | 25,725,301.65 | 9.76% | |
| 4 | 9,429,199.21 | | 9,429,199.21 | 3.58% | 9,429,199.21 |
| 5 | 12,127,739.60 | | 12,127,739.60 | 4.60% | 175,852.22 |
| | 203,209,472.31 | | 203,209,472.31 | 77.13% | 9,605,051.43 |

2

| | | |
|--|---------------|---------------|
| | | |
| | 27,107,919.20 | 37,549,286.03 |
| | 27,107,919.20 | 37,549,286.03 |

1

1

| | | |
|--|--|--|
| | | |
|--|--|--|

2

| | | | |
|--|--|--|--|
| | | | |
|--|--|--|--|

| | | | | |
|--|--|--|--|--|
| | | | | |
|--|--|--|--|--|

3

4

| | | | | | | |
|--|--|--|--|--|--|--|
| | | | | | | |
| | | | | | | |

| | | | | | |
|--|--|--|--|--|--|
| | | | | | |
|--|--|--|--|--|--|

5

| | |
|--|--|
| | |
|--|--|

| | | | | | |
|--|--|--|--|--|--|
| | | | | | |
|--|--|--|--|--|--|

2

1

| | | |
|-----|--|--|
| () | | |
|-----|--|--|


2

1

| | | | | |
|-----|--|--|--|--|
| () | | | | |
|-----|--|--|--|--|

3

4



5



| | | |
|---|---------------|---------------|
| 5 | 1,268,307.04 | 2,250,092.80 |
| | 28,792,214.60 | 39,225,515.53 |

3

| | 753,077.00 | 2.62% | 753,077.00 | 100.00% | 0.00 | 753,077.00 | 1.92% | 753,077.00 | 100.00% | | |
|--|---------------|---------|--------------|---------|---------------|---------------|---------|--------------|---------|---------------|--|
| | 753,077.00 | 2.62% | 753,077.00 | 100.00% | 0.00 | 753,077.00 | 1.92% | 753,077.00 | 100.00% | | |
| | 28,039,137.60 | 97.38% | 931,218.40 | 3.32% | 27,107,919.20 | 38,472,438.53 | 98.08% | 923,152.50 | 2.40% | 37,549,286.03 | |
| | 2,923,165.38 | 10.15% | 931,218.40 | 31.86% | 1,991,946.98 | 2,803,137.19 | 7.15% | 923,152.50 | 32.93% | 1,879,984.69 | |
| | 24,257,972.22 | 84.25% | | | 24,257,972.22 | 34,679,301.34 | 88.41% | | | 34,679,301.34 | |
| | 858,000.00 | 2.98% | | | 858,000.00 | 990,000.00 | 2.52% | | | 990,000.00 | |
| | 28,792,214.60 | 100.00% | 1,684,295.40 | 5.85% | 27,107,919.20 | 39,225,515.53 | 100.00% | 1,676,229.50 | 4.27% | 37,549,286.03 | |

| 1 | 521,075.00 | 521,075.00 | 521,075.00 | 521,075.00 | 100.00% | | |
|---|------------|------------|------------|------------|---------|--|--|
| 2 | 232,002.00 | 232,002.00 | 232,002.00 | 232,002.00 | 100.00% | | |
| | 753,077.00 | 753,077.00 | 753,077.00 | 753,077.00 | | | |

| 1 | | 1,970,603.52 | | 132,424.56 | 6.72% |
|---|---|--------------|--|------------|--------|
| 1 | 2 | 150,771.00 | | 55,664.65 | 36.92% |
| 2 | 3 | 124,748.00 | | 70,170.75 | 56.25% |

| | | | | |
|---|---|--------------|------------|---------|
| 3 | 4 | 60,961.50 | 56,877.08 | 93.30% |
| 4 | 5 | 244,678.36 | 244,678.36 | 100.00% |
| 5 | | 371,403.00 | 371,403.00 | 100.00% |
| | | 2,923,165.38 | 931,218.40 | |

| | | | | | |
|--|--|--|--|--|--|
| | | | | | |
|--|--|--|--|--|--|

6

| | | | | | |
|--|--|--|--|--|--|
| | | | | | |
|--|--|--|--|--|--|

| | | | |
|---|---------------|---|--------|
| 1 | 14,229,542.90 | 1 | 50.40% |
| 2 | 2,790,000.00 | 1 | 9.88% |
| 3 | 1,799,882.31 | 1 | 6.37% |
| 4 | 1,006,982.46 | 1 | 1.36% |
| 5 | | | |

| | | | | | | | | |
|--|------------------|----------------|---------------|--|--|--|------------------|----------------|
| | 78.32 | 8.07 | | | | | 48.24 | 8.07 |
| | 10,000,000.00 | | | | | | 10,000,000.00 | |
| | 9,500,000.00 | | | | | | 9,500,000.00 | |
| | 248,333.34 | | 186,250.00 | | | | 434,583.34 | |
| | | | 20,000,000.00 | | | | 20,000,000.00 | |
| | 1,486,023,303.66 | 679,972,398.07 | 21,317,719.92 | | | | 1,507,341,023.58 | 679,972,398.07 |

2

| | | | | | | | | | | | |
|--|--|--|--|--|--|--|--|--|--|--|--|
| | | | | | | | | | | | |
| | | | | | | | | | | | |
| | | | | | | | | | | | |
| | | | | | | | | | | | |

3

4

| | | | | |
|--|----------------|---------------|----------------|----------------|
| | | | | |
| | | | | |
| | 103,876,554.41 | 96,488,579.78 | 118,979,204.67 | 105,481,176.33 |
| | 45,844,210.61 | 44,341,230.93 | 42,720,302.33 | 42,048,224.85 |

| | | | | |
|--|----------------|----------------|----------------|----------------|
| | 149,720,765.02 | 140,829,810.71 | 161,699,507.00 | 147,529,401.18 |
|--|----------------|----------------|----------------|----------------|

| | | | | | | |
|--|--|--|--|--|--|--|
| | | | | | | |
| | | | | | | |

0.00

| | | |
|--|--|--|
| | | |
|--|--|--|

5

| | | |
|--|--|--------|
| | | |
| | | 555.16 |
| | | 555.16 |

6

1

| | | |
|--|---------------|--|
| | | |
| | -144,212.90 | |
| | 1,057,336.90 | |
| | 99,323.93 | |
| | 12,968,231.92 | |
| | -7,501,431.73 | |
| | 3,998,109.67 | |

| | | |
|--|---------------|----|
| | | |
| | 52,977.18 | |
| | 181,556.10 | |
| | 7,100.17 | |
| | 10,341,678.70 | -- |

1 —

2

| | | / | / |
|--|--------|---------|---------|
| | 1.64% | 0.0199 | 0.0199 |
| | -0.17% | -0.0021 | -0.0021 |

3

1

2

3

4